

# Annual Report The State of High-Tech

2025

## Preface

The world is undergoing a profound transformation, one directly impacting the high-tech industry. Three dramatic processes are reshaping reality:

**A shift in the global investment climate**, reflected in growing investor caution and a move toward focused investments in fields with proven potential;

**The transition to Artificial Intelligence and deep-tech**, which are driving fundamental changes in the structure and nature of high-tech, and which are characterized by long time-to-market, significant capital requirements, and the need for personnel with advanced academic degrees;

**Massive state injection as part of a global technological arms race**, with world powers investing billions to maintain an advantage in strategic fields. While Israel ranks among the global leaders in terms of investments and the number of startups in AI and deep-tech fields, it must nevertheless take action to maintain its advantage in the face of intensifying competition.

This report presents the annual overview of Israeli high-tech. It should be read against the backdrop of the processes described above, which influence both macro-economic data and the future trajectory of the sector. The effects of AI are not yet fully reflected in this report, but it is clear they will become increasingly prominent and significant in future editions.

Israeli high-tech continues to serve as the primary growth engine of the national economy, yet in 2025, it stands at a crossroads. After a decade of accelerated

growth, the sector faces a complex reality: on the one hand, a recovery in startup fundraising and global leadership in R&D, Artificial Intelligence, and deep-tech; on the other hand, stagnation in employment and output, a decline in new company formation, and a sharp drop in fundraising by Israeli venture capital funds.

The data in this report illustrates the sector's importance to Israel's economy: high-tech accounts for approximately 17% of the country's GDP and more than half its exports – exceptional figures by global standards. However, after a decade of rapid expansion, the growth in high-tech employment has slowed to less than 2% a year. In the first half of 2025, approximately 403,000 people were employed in Israeli high-tech (about 11.5% of the workforce), but the number of R&D jobs declined by 6.5% compared to the same period last year.

Meanwhile, **high-tech exports continue to break records**: in 2024, exports totaled USD 78 billion, 72% of which came from software services. In the first four months of 2025, this upward trend continued, with high-tech exports reaching 57.2% of Israel's total exports – the highest ratio ever recorded, compared to 56.4% for all of 2024.

On the positive side, startup fundraising has recovered to 2019-2020 levels, positioning Israel as the fifth-largest hub in the world in this metric. At the same time, 2025 is emerging as a record year for Israeli high-tech mergers and acquisitions, with deals of unprecedented scale such as Wiz and CyberArk. However, the long-term decline in new company formation continues: the number of new

*Continued* ➤



startups is less than half the number of a decade ago, and most new companies are established in already saturated fields - organizational software, fintech, e-commerce, and cyber.

The deep-tech sector in Israel is establishing itself as a central pillar of local innovation, with a growing presence on the international stage. A joint study by the Innovation Authority and Dealroom shows that more than 1,500 deep-tech companies are active in Israel, developing complex, R&D-intensive technologies requiring long maturation periods, significant capital, and highly skilled human capital. Since 2019, these companies have raised over USD 28 billion - about 35% of the total capital raised by Israeli high-tech companies - positioning Israel as the **leading deep-tech hub worldwide** outside the United States.

To strengthen this position of strength, the Innovation Authority is allocating significant resources: the Startup Fund, launched in 2024, invests in early-stage deep-tech companies operating in sectors with low private capital availability. In addition, the Authority is launching a new initiative within the Yozma Fund for direct investment of NIS 250 million (a Fund of Funds) in deep-tech funds, aimed at supporting the ability of specialized deep-tech funds to raise their next funding.

Furthermore, the Authority is advancing national programs in fields of Artificial

Intelligence, bio-convergence, quantum computing, and climate, while investing in advanced technological infrastructure such as a supercomputer for training large models and laboratories in the fields of bio-devices and bio-chips.

The Innovation Authority is working to strengthen Israel's position as **a global innovation power**: we are reinforcing funding sources for early-stage companies, incentivizing the establishment of new funds, and investing in infrastructure for breakthrough technologies. These steps, alongside our inherent advantages - leadership in R&D, a strong entrepreneurial ecosystem, and proven technological capabilities - enable Israel not only to preserve its already strong position, but also to lead the next wave of global innovation.

In the face of global tectonic shifts, Israel requires both **a dynamic and creative strategy and significant investment** to address the present period's complex challenges: accelerated investments in strategic fields, development of advanced technological infrastructures, and ongoing fostering of the entrepreneurial ecosystem and Israeli human capital across all sectors of society. High-tech is Israel's most important national resource today. Preserving its status as a growth engine requires continued proactive, coordinated, and strategic action.

**Dr. Alon Stopel**  
Chairman,  
Israel Innovation Authority

**Dror Bin**  
CEO,  
Israel Innovation Authority

# Table of contents

**Introduction and Main Points**

Infographic: Key Trends in Israeli High-Tech

8

Infographic: Deep-Tech Companies in Israel – An Overview

9

**Part 1 | Overview: The Israeli High-Tech Sector 2025**

High-Tech Macro

11

High-Tech Employment

15

Entrepreneurship and Investment in Technology Companies

18

**Part 2 | Deep-Tech in Israel**

Introduction and Background: Deep-Tech in Israel

31

Deep-Tech and Underdeveloped Capital Markets: Innovation Authority Funding Policy for Early-Stage Startups

45

**Appendices**

**Appendix 1:** Human Capital in Deep-Tech - List of Relevant Study Subjects

52

**Appendix 2:** Employment in Tech Jobs

53

**Appendix 3:** Innovation Authority Activity in 2024

55

**Appendix 4:** Work Plans in 2024

58

**Appendix 5:** Work Plans in 2025

61

**Acknowledgments:**

The Innovation Authority wishes to thank Dr. Sergei Somkin of the Aaron Institute for his extensive assistance in processing and analyzing employment data and for the collaborative endeavor and thought, and Yair Ben Netanel from the Central Bureau of Statistics for his assistance in identifying data for this report. The Authority also extends its gratitude to Lorenzo Chiavarini, Eglantine Dupuy, Nina Chaloum, and the team at Dealroom.co for their successful collaboration in developing and producing the Israeli Deep-Tech Status Report, 2025.

**Compilation and Editing:** Economics and Research Division – Israel Innovation Authority

**Report Development and Research:** Inbal Orpaz and Dr. Asaf Kobo

**Linguistic and Graphic Editing:** Call Text

# Introduction and Main Points: Increased Startup Fundraising Alongside Stagnation in High-tech Employment Growth

An overview of the Innovation Authority's Annual Report for 2025 reflects the resilience and durability of the high-tech sector in the face of ongoing challenges. Although Israeli high-tech remains in prolonged stagnation in key metrics such as high-tech output and employment, other indicators are showing early signs of recovery and growth. In this sense, with future trends still uncertain, the sector remains at the same crossroads highlighted in last year's report.

The central questions currently facing Israeli high-tech are: will the recovery in startup investment be translated into increased high-tech recruitment in Israel? How will Israel's international standing affect the ability of Israeli high-tech companies to grow and thrive in a sector dependent on foreign investors and customers, in light of the ongoing war? And how will the Artificial Intelligence revolution influence the skills and needs of the sector's workforce, and will it spark a new wave of entrepreneurship after years of decline in new startup formation?

Previous Innovation Authority publications have shown that most of the state's revenue from high-tech is linked to its employees. This report presents a strong

correlation between high-tech employment and the sector's share in Israel's GDP and exports. As a result, **employment-related trends in the sector, and specifically the stagnation observed over the past three years, are expected to have broad impacts on Israel's economy.**

As far as key macro-economic indicators are concerned, **Israeli high-tech output remained virtually unchanged in 2024 for a second consecutive year**, constituting about 17% of GDP, or approximately USD 317 billion. **Similarly, both the number of the sector's employees and their relative share of all employees in Israel have remained stagnant**, with almost no change for three consecutive years. About 403,000 people were employed in Israeli high-tech in the first half of 2025 - 11.5% of the national workforce. The number of employees in high-tech R&D roles declined by 6.5% in the first half of 2025 compared to the same period the previous year. **Since 2023, the growth rate of high-tech employment has dropped to below 2% per year, following a decade in which it mostly stood at more than 5%.**

Continued ➤



In contrast, **high-tech's share of Israeli exports continues to grow**. In the first half of 2025, high-tech accounted for about 57% of Israel's exports, and in 2024 totaled USD 78 billion. It should be noted however, that the increase in high-tech's share of exports is partly driven by a decline in other export sectors, such as tourism, due to the war. In addition, **according to an analysis presented for the first time in this publication, 6.6% of high-tech exports are exposed to "Trump tariffs"**. This analysis provides an estimate of the potential impact of these tariffs.

On the positive side is the continued recovery of investments in Israeli startups. Fundraising by Israeli technology companies has returned to 2019-2020 levels. Israel maintains a leading global position in this metric, ranking as **the fifth-largest hub in the world for startup fundraising in 2024, after San Francisco, New York, London, and Boston**. Investments in Israeli startups continue to be concentrated in two sectors: **3 out of every 5 shekels raised in 2025 were invested in cyber or organizational software companies**. **Israel also continues to lead globally in state expenditure on R&D as a percentage of GDP** - a gap that is expanding relative to most OECD countries.

Thanks to the mega-deal in which Google acquired the Israeli company 'Wiz', 2025 is showing signs of being a record year in exits by Israeli companies. At the same time, the number of mergers and acquisitions of Israeli companies in recent years has been lower than the multi-year average recorded in 2015-2022.

Another notable trend is the decline in fundraising by Israeli venture capital funds. According to data presented in this publication, years characterized by global or local financial crises (e.g., after 2008 and in the past two years) have a significant impact on the fundraising of Israeli venture capital funds. The average size of VC funds created in Israel between 2023-2025 declined dramatically compared to funds raised in most years between 2017 and 2022. While VC fundraising has also dropped in the United States and Europe, the decline in Israel has been larger, both in total capital raised and in average fund size.

At the same time, the multi-year decline in the establishment of new technology companies is continuing. **The number of new startups in Israel is less than half of those founded a decade ago, and most of them are focused in sectors where Israeli high-tech is already concentrated - organizational software, fintech, e-commerce, and cyber**. It is too early to tell whether Artificial Intelligence will create a new wave of technological entrepreneurship, similar to that observed during the waves of smartphone and cloud innovation.

More broadly, **it is difficult to identify measurable changes in macro-economic data that can explain the possible effects on Israeli high-tech of the introduction of AI technologies**. Given the multitude of factors influencing the sector domestically and globally, it is difficult to isolate the impact of this development (on labor productivity in high-tech, sector output, and changes in employment, entrepreneurship, and more).

Continued ➤



## Deep-Tech in Israel - A Current Overview

This annual report presents a detailed analysis of the deep-tech sector in Israel. **The Innovation Authority views deep-tech as an important area, representing the forefront of technological innovation, and characterized by high technological risk and long time-to-market** - conditions that can hinder companies in this field from raising capital and may lead to market failures. The findings presented here are drawn from a more comprehensive report published by the Authority in collaboration with Dealroom. The Israeli Deep-Tech Report 2025 includes in-depth examination of active companies in this sector in Israel, their investments and investors, and global comparisons based on a uniform definition.

As of 2025, there are over 1,500 active deep-tech companies in Israel across all areas of high-tech. Approximately a quarter of these companies have been founded since 2019,<sup>1</sup> since raising more than USD 28 billion - positioning Israel 5th globally and 1st outside the US. More than half this sum was raised in rounds above USD 50 million, and more than one quarter was raised by deep-tech companies in Artificial Intelligence. The data also shows that 270 venture capital funds, a quarter of which are local funds, invested in at least one Israeli deep-tech company in 2024.

Israeli deep-tech companies stand out in several areas: more than 20% of deep-tech capital raised in the cyber sector worldwide was raised by Israeli companies. Furthermore, Israeli deep-tech companies raised a significant share of global deep-tech capital in the fields of medical devices, agriculture, and food, attracting about 9%-10% of total global fundraising in these fields.

Deep-tech companies require high-quality human capital: skilled personnel, often with advanced academic degrees, to develop complex research-based technologies. In terms of the talent pool available to lead development in deep-tech companies, **around 6,000 students graduated with advanced degrees in deep-tech subjects in 2024**, including 5,000 master's degree graduates and 1,000 doctoral graduates. About one third of graduates were in medicine and biology, and another 20% in computer science, electrical engineering, and mathematics. Moreover, the number of graduates in deep-tech subjects has been increasing consistently for more than a decade, at a pace that exceeds population growth.


In light of the data presented here and against the backdrop of the local and global challenges faced by the sector in a time of ongoing war, the critical crossroads of Israeli high-tech become even clearer. The decisive question of the next few years will be whether Israeli high-tech can return to the growth trajectory that characterized it for more than a decade (until 2022). Specifically, the key issues will be growth in high-tech employment and the global perception of Israel in the eyes of clients, investors, and multinational companies. Moreover, the impact of AI's introduction into the sector has yet to be fully understood.

<sup>1</sup> For the full definition of what constitutes a deep-tech company, see page 31


## Key Trends in Israeli High-Tech

### Stagnation in High-tech Employment and Output - Impact on the Economy

High-tech output (billions of dollars)

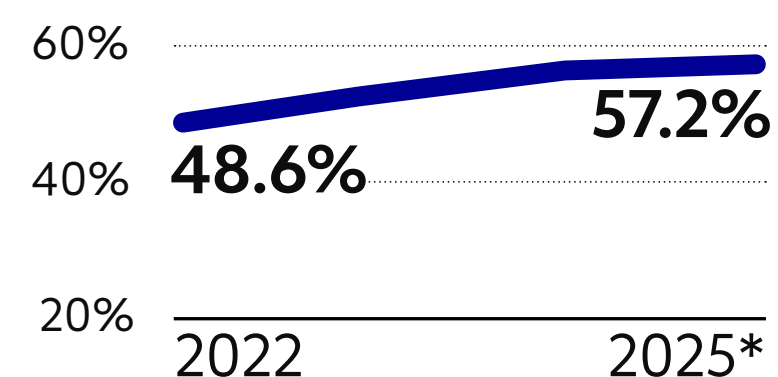


### Ratio of employees in high-tech of all employees in Israel



### Continued Growth in High-Tech Exports

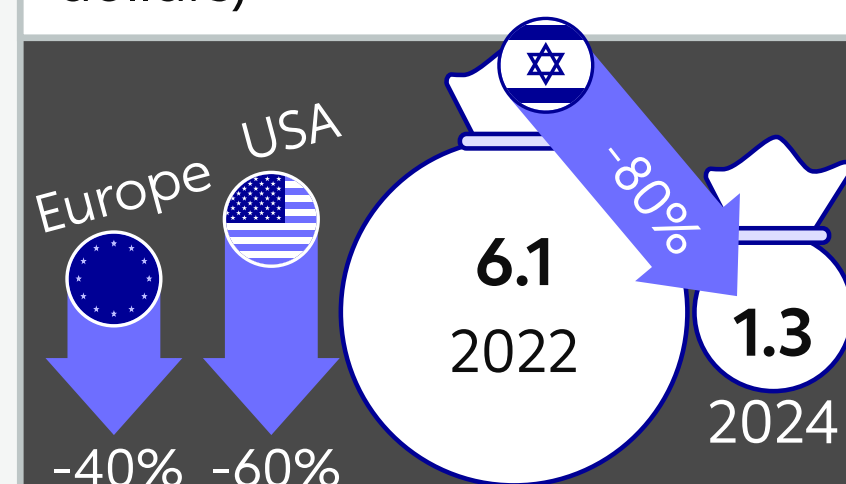
Ratio of high-tech exports of total Israeli exports



\*January-April Data

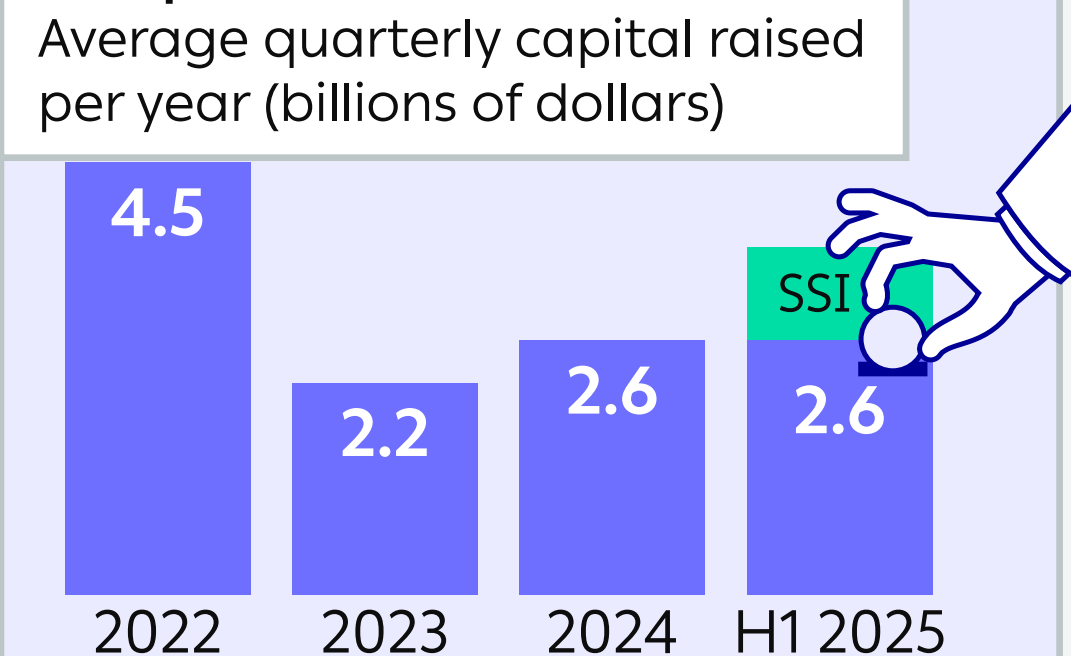
### Decline of 80% in Fundraising By Israeli VC Funds in 2024 Compared to 2022 - A Sharper Drop Than in US and Europe

Total capital raised by Israeli VC funds per year (billions of dollars)



### Stability in Average Quarterly Fundraising by High-Tech Companies in 2025

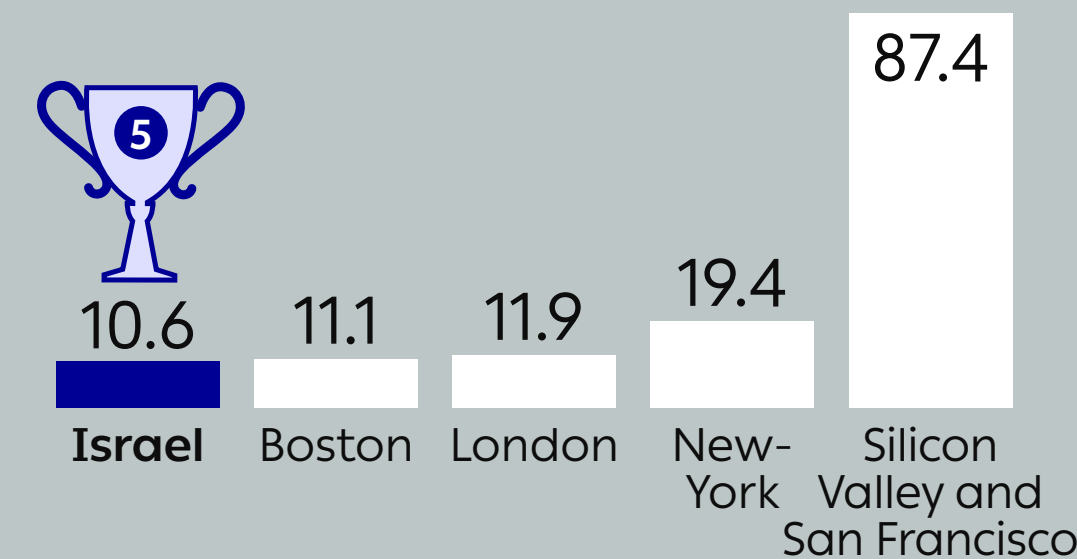
Average quarterly capital raised per year (billions of dollars)



\*Single funding round

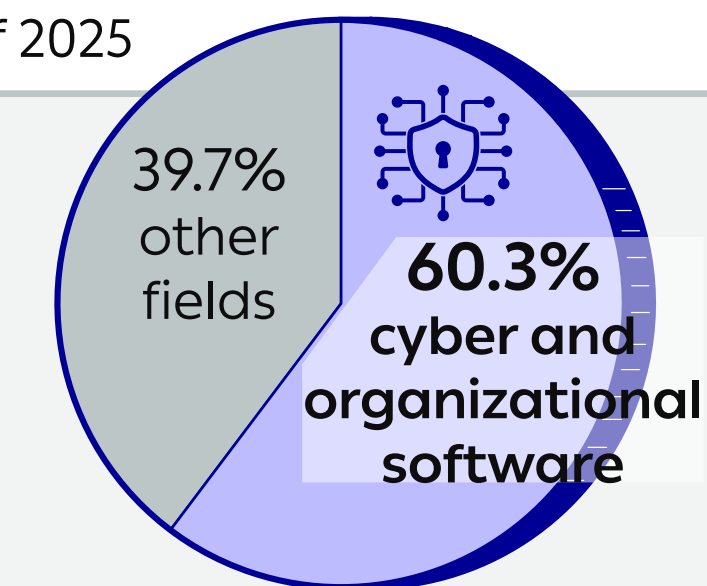
### Israel is the 5th largest global hub in terms of investment in startups in 2024

Fundraising of technology companies per hub (billions of dollars)



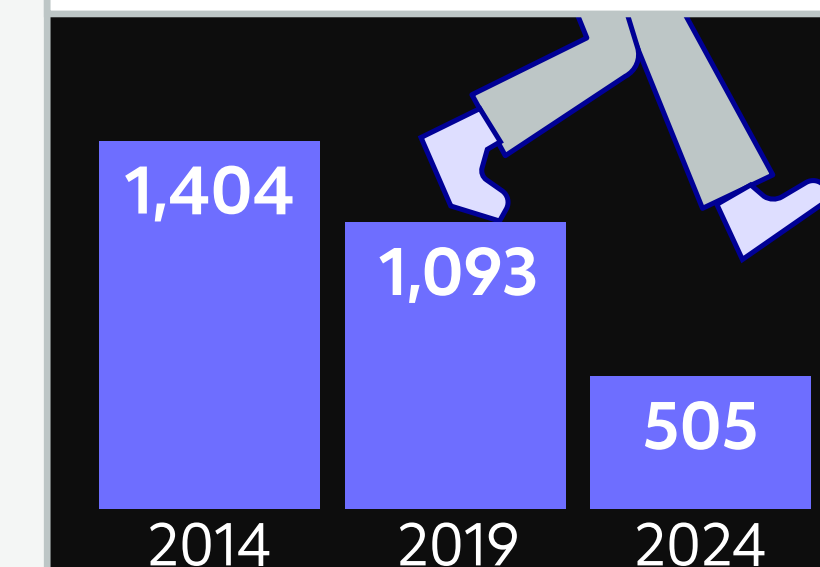
### 3 of every 5 Shekels Invested in 2025: In Cyber and Organizational Software

Ratio of investments in 1st half of 2025



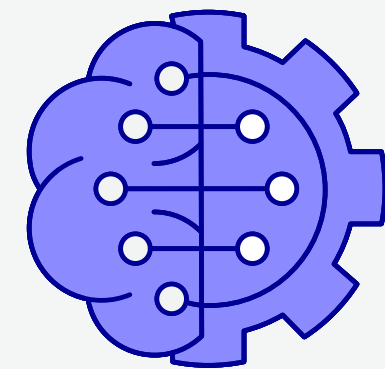
### Continued Decline in Formation of New High-Tech Companies

No. of new companies per year



Source: Innovation Authority analysis of data from CBS, IVC, CrunchBase, and PitchBook

# Deep-Tech Companies in Israel: An Overview



**1,500+**  
active deep-tech  
companies in Israel.<sup>2</sup>  
About 20% of all the  
active technology  
companies

**28.6**  
billion dollars  
raised by Israeli  
deep-tech  
companies  
2019-2025

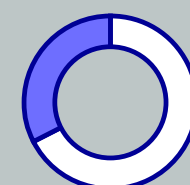
**36%**  
of all capital raised  
by Israeli technology  
companies in this  
period<sup>3</sup>

**70**  
Israeli  
venture  
capital  
funds


**270**  
venture capital  
investors invested  
in deep-tech  
companies  
in 2024<sup>5</sup>

**200**  
foreign venture  
capital funds

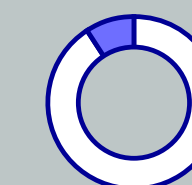
**Human capital in deep-tech:**  
**University graduates in  
deep-tech subjects in 2024**



**5,921** master's and  
doctoral degree  
graduates in 2024,  
comprising **32.7%**  
of all graduates

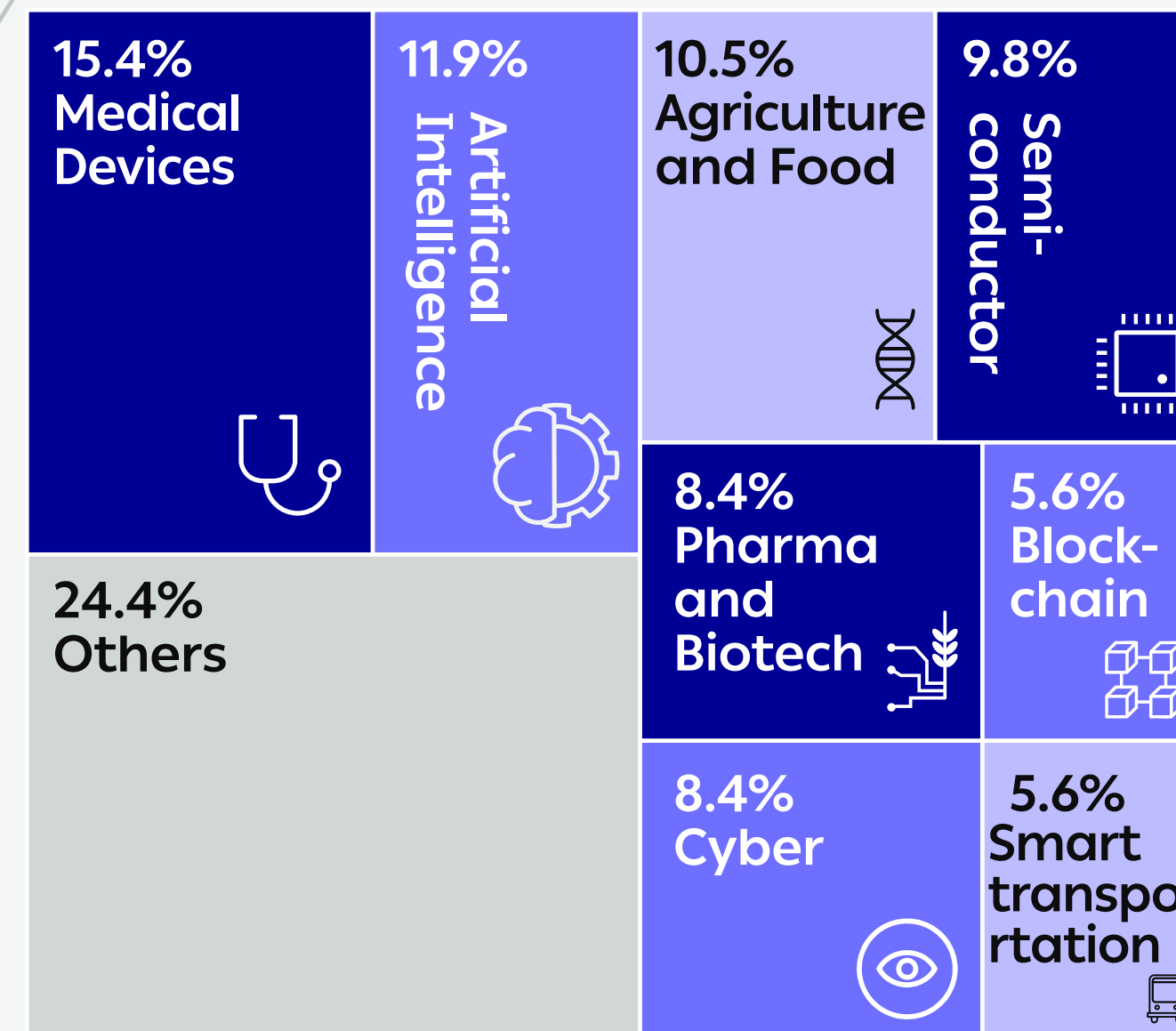


**Women** comprise  
**49%** of all master's  
and doctoral degree  
graduates in deep-  
tech subjects

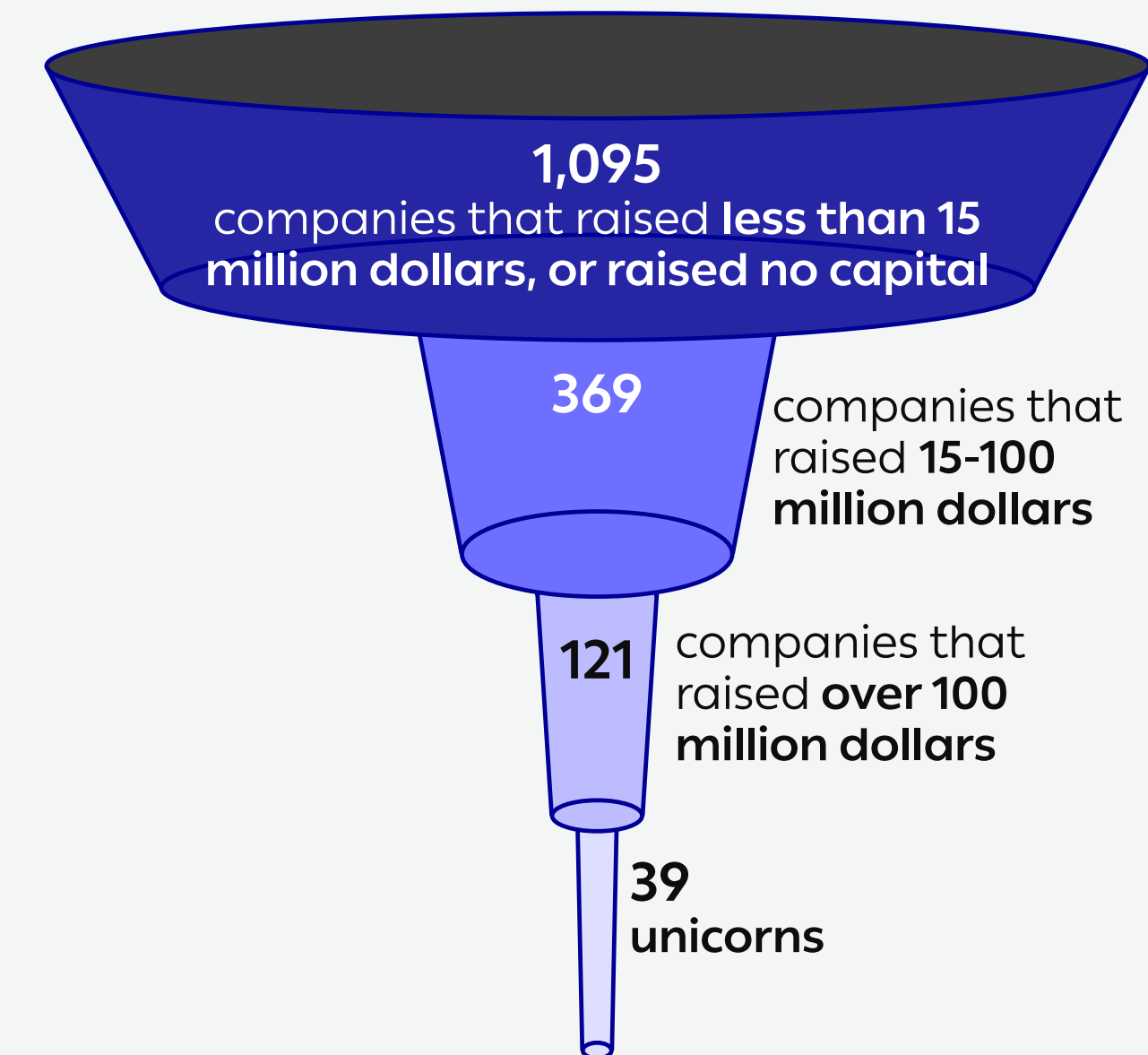


**Graduates from the Arab  
sector** comprise **9.2%** of  
all master's and doctoral  
degree graduates in deep-  
tech subjects

Prominent fields in which Israeli deep-  
tech companies raised capital:<sup>4</sup>



Israeli deep-tech companies  
by stage:




<sup>2</sup> Relates to companies whose center of activity is in Israel or that were formed and maintained part of their activity in Israel.

<sup>3</sup> The figures are based on Dealroom data and there may therefore be slight inconsistencies with previous Innovation Authority publications that are based on IVC data.

<sup>4</sup> Some of the companies are attributed to more than one field.

<sup>5</sup> The data relates to investors that made at least one investment in a company classified as a deep-tech company in 2024.

Source: Innovation Authority and  
Dealroom adaptations of IVC and  
Dealroom data, and Innovation  
Authority adaptations of CBS data



# Part 1

## Overview: The Israeli High-Tech Sector 2025



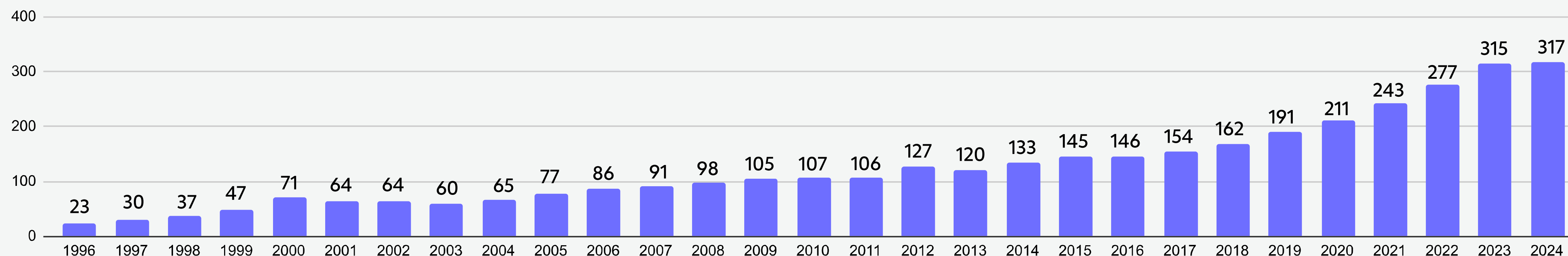
# Stagnation in High-Tech Output Growth

Recent years have been characterized by stagnation in high-tech output growth, similar to that observed in high-tech employment. **In 2024, high-tech output totaled NIS 317 billion, constituting about 17.3% of Israel's GDP.**<sup>6</sup> This means that high-tech output remained almost unchanged compared to 2023 (approximately NIS 315 billion), with high-tech output growth coming to a virtual halt at a rate lower than that of overall GDP growth.

## How is the introduction of AI impacting high-tech output?

The data available at this stage reveals no measurable impact from the adoption of AI technology on changes in the sector's labor productivity. Furthermore, the current period is characterized by other local and global events of macro-economic importance that may influence output, including the high level of interest rates, global geopolitical conflicts, the ongoing war in which Israel is engaged and the lengthy reserve duty of employees in the sector.

## Annual Israeli High-Tech Output (billions of shekels, current prices)



Including startups; excluding the communications sector (61) and public R&D (sectors 720 and 721)

Source: Innovation Authority adaptation of CBS data

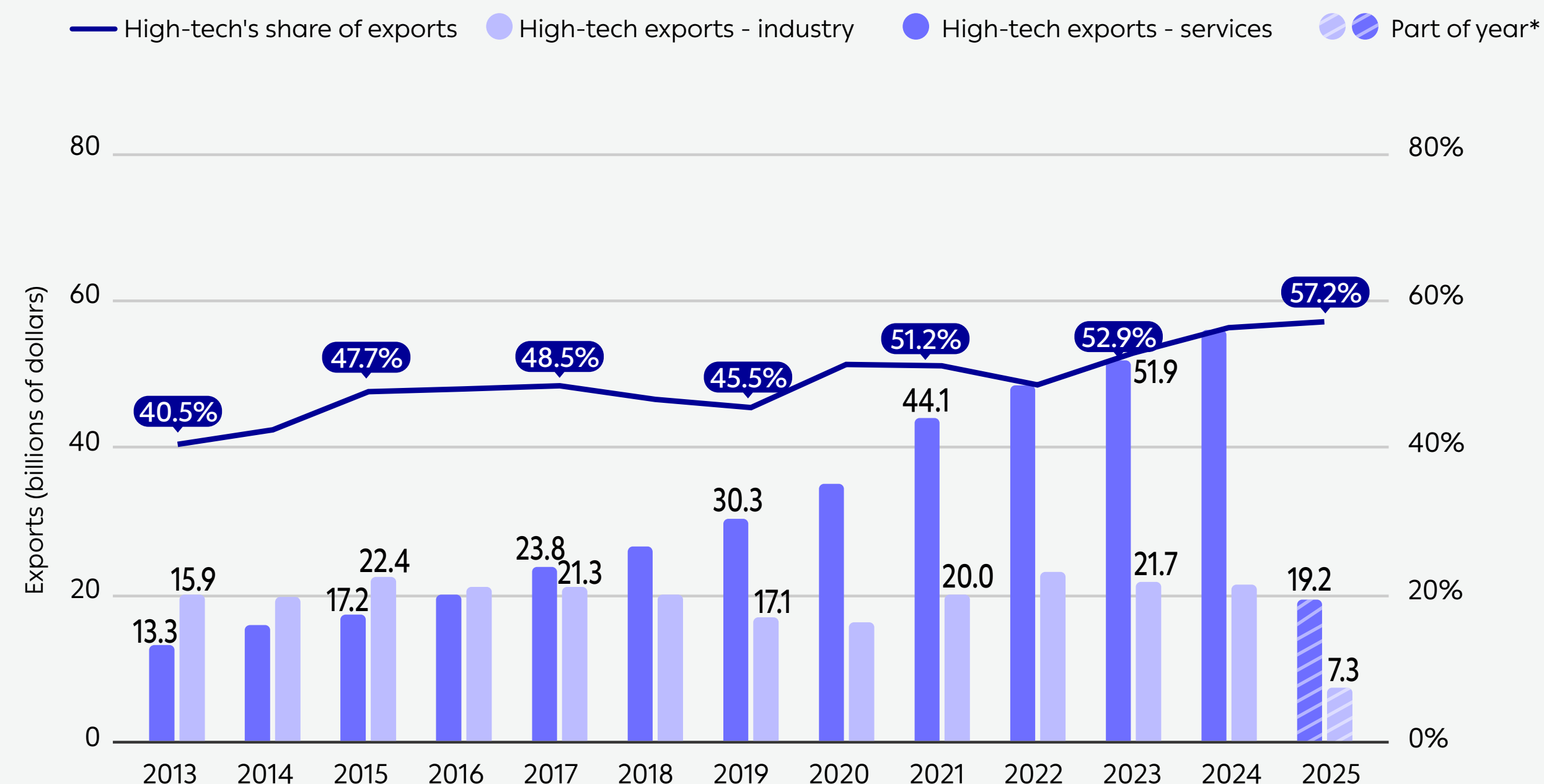
<sup>6</sup> High-tech output data was recently revised retroactively by the Central Bureau of Statistics, starting from 2009. The revision results from the integration of findings in the R&D Survey, import and export surveys, and economic sector surveys. Some of the figures in this chart may therefore differ from those presented in previous Innovation Authority reports. Following the revision, the high-tech output figures presented in this report for 2020 onwards are at least 7% lower each year compared to earlier publications.

## High-Tech's Share in Israeli Exports Continues to Grow

High-tech exports from Israel continue to grow, particularly in the software sector. **In 2024, high-tech exports totaled USD 78 billion**, reflecting an average annual increase of 5.6%. Approximately 72% of high-tech exports stemmed from high-tech services exports (i.e., software companies), compared to less than 28% from high-tech industry exports - a sub-sector that has suffered ongoing stagnation (despite the seemingly increased demand for defense industry products).

**In the first four months of 2025, the share of high-tech exports out of total Israeli exports continued to grow, reaching 57.2% of all Israeli exports** - the highest rate recorded after the figure of 56.4% for the whole of 2024.

### High-Tech Exports by Sector (billions of dollars) and their Share of Total Israeli Exports



\* The data refers to January-April 2025

The export figures exclude startup, commerce and diamond processing companies

Source: Innovation Authority adaptation of CBS data

# Less Than 7% of Israel's High-Tech Exports are at Risk From Trump's Tariffs

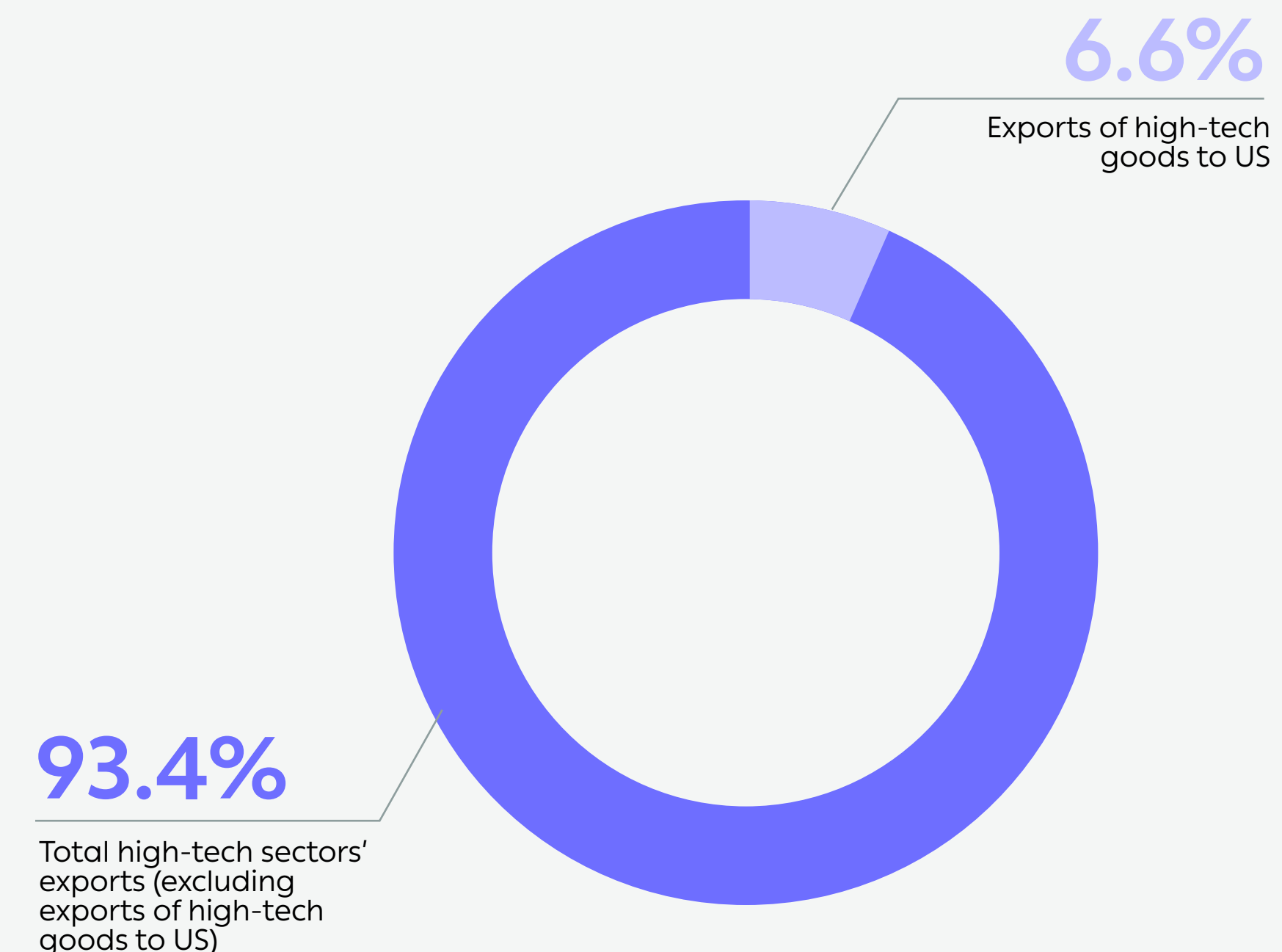
To assess the potential impact of tariffs on exports from Israel to the United States, this report presents an analysis of the possible exposure.<sup>7</sup>

In general, the shift of Israeli high-tech toward a service-oriented (i.e., software) industry, has led to a decline in the share of exports of goods (tangible products). As of 2024, the total high-tech goods (industry) exports from Israel comprises about 28% of all high-tech exports - a decline of approximately 60% compared to 2013.

Analysis indicates that the total high-tech goods exports to the United States stood **at around USD 5 billion in 2024** - about one quarter of Israel's total high-tech goods exports.

In summary, **high-tech goods exports to the United States comprised about 6.6% of Israel's total high-tech exports in 2024**. This ratio has been on a downward trend since 2016, when it stood at 10.4%.<sup>8</sup> In other words, **the decline in the share of Israel's high-tech goods exports to the United States began even before the announcement of Trump's tariff program. This trend mainly stems from the sharp increase in high-tech services exports during this period.**

## Exports of High-Tech Goods to US out of Total High-Tech Sectors' Exports (2024)



Source: Innovation Authority adaptation of CBS and COMTRADE data

<sup>7</sup> Trump's tariffs, imposed under the "America First" policy, were intended to create a competitive advantage for American industry in global markets. The tariff rate imposed on exports from Israel to the US on most products under this policy is 15%.

<sup>8</sup> In absolute terms, the total exports of Israeli high-tech goods to the US stood at around USD 4.3 billion in 2016 in current price terms.

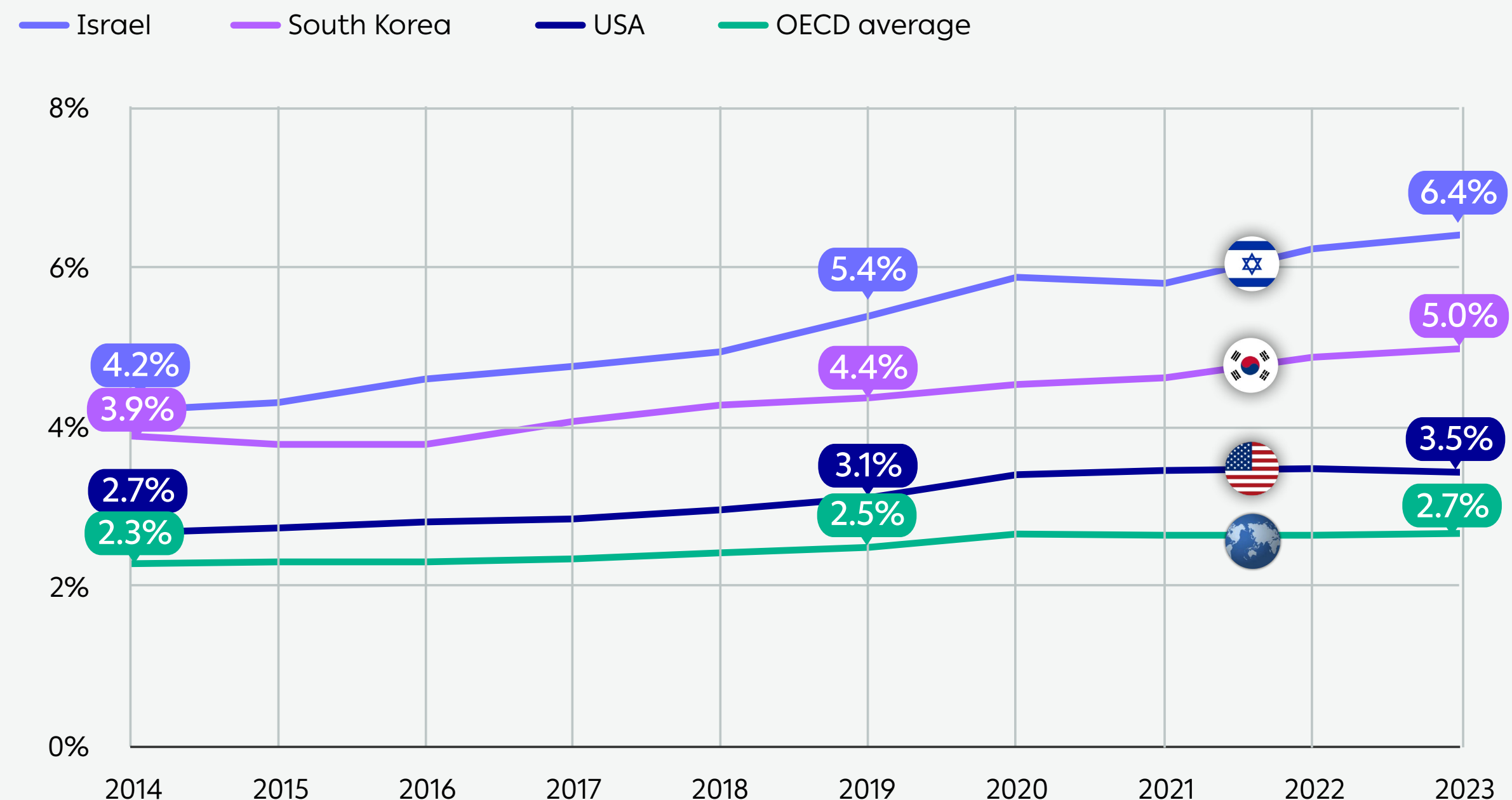
# Israel is a Global Leader in R&D Expenditure as a Ratio of GDP

Israel continues to lead globally in state expenditure on research and development. In 2023 – the most recent year for which global comparison data is available – the ratio of national expenditure on civilian R&D as a percentage of GDP was 6.35%.<sup>9</sup> This marks an increase from 4.2% in 2014. Over this period, this figure increased gradually.

Second to Israel in expenditure on civilian R&D is South Korea, which approached 5% of GDP in 2023. In the United States – a large and diversified economy – national expenditure on civilian R&D stood at 3.45% – lower than the figures in Israel and South Korea, but higher than the OECD average of 2.7%.

Throughout the past decade, Israel has consistently led the world in expenditure on civilian R&D and even widened the gap compared to other leading countries. This reflects the central role of high-tech in Israel's economy, although **comparatively, state expenditure on R&D in Israel remains low in international terms.**

Ratio of National Expenditure on Civilian R&D as a Percentage of GDP



Source: Innovation Authority adaptation of OECD data

<sup>9</sup> This figure includes private investment in startups.

## Continued Stagnation in the Ratio of High-Tech Employment

The stagnation in the ratio of high-tech employment has continued for the third consecutive year into 2025. As of the first half of the year, the ratio of high-tech employment out of all employees in the Israeli economy stands at 11.5%, compared to 11.3% in 2024 and 11.6% in 2023.

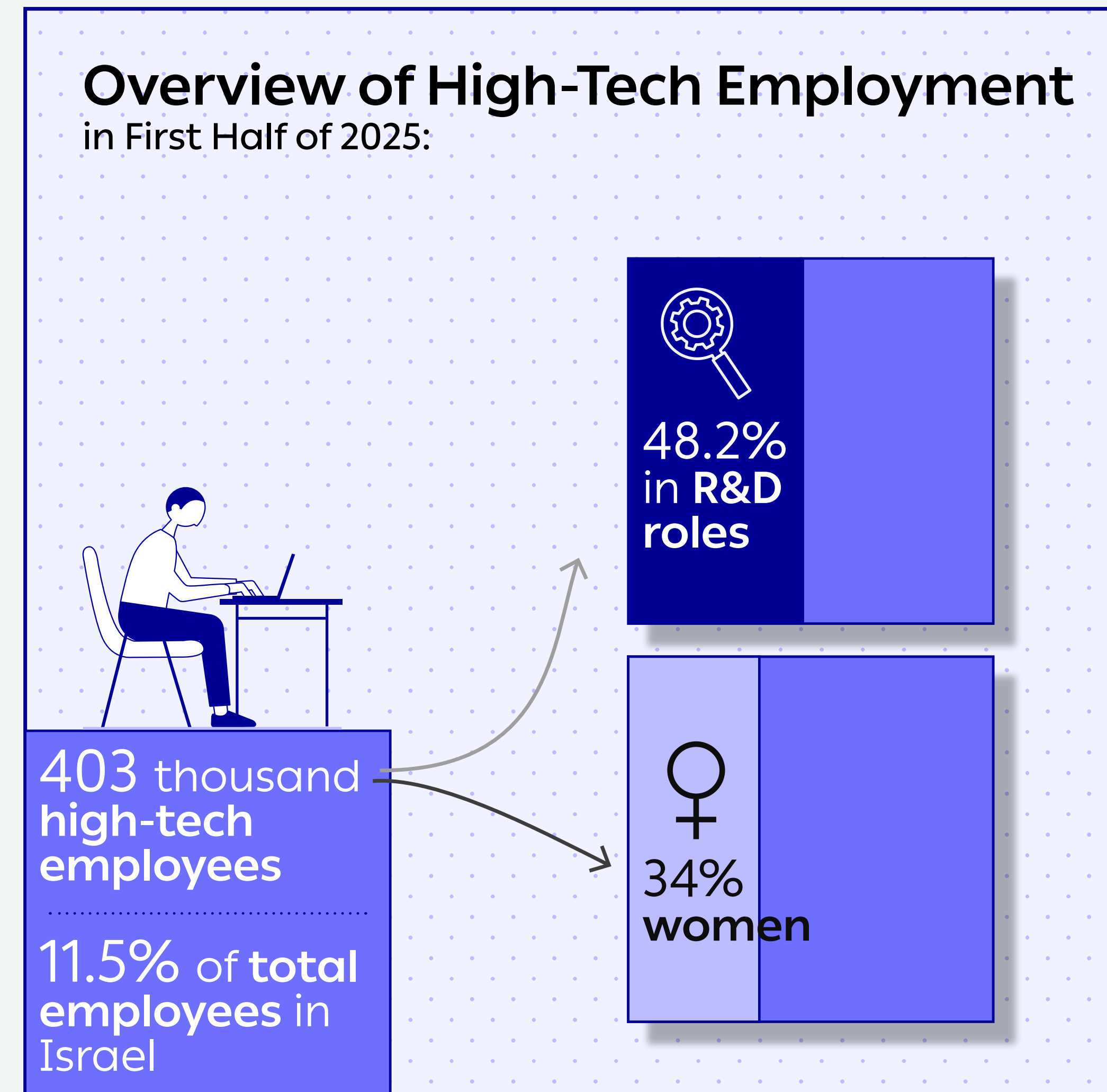
The total number of employees in the high-tech sector in the first half of 2025 stands at 403,000 - an increase of 1.2% compared to the same period last year. This is a lower growth rate than that which characterized Israeli high-tech until October 7, 2023 when the average stood at more than 6% in the first half of each year.

Of all high-tech employees in the first half of 2025, women accounted for 34%, and employees in R&D roles accounted for 48.2%.

During this period, a decline was recorded for the first time in the number of employees in R&D positions in the high-tech sector. Their number dropped by 14,000 compared to the first half of last year, a decline of 6.5%.<sup>10</sup>

High-tech employment trends were analyzed in detail in the High-Tech Employment Report 2025, which can be [consulted for further insights](#).

<sup>10</sup> The sector's employment figures are characteristically seasonal and may therefore change when examined annually.



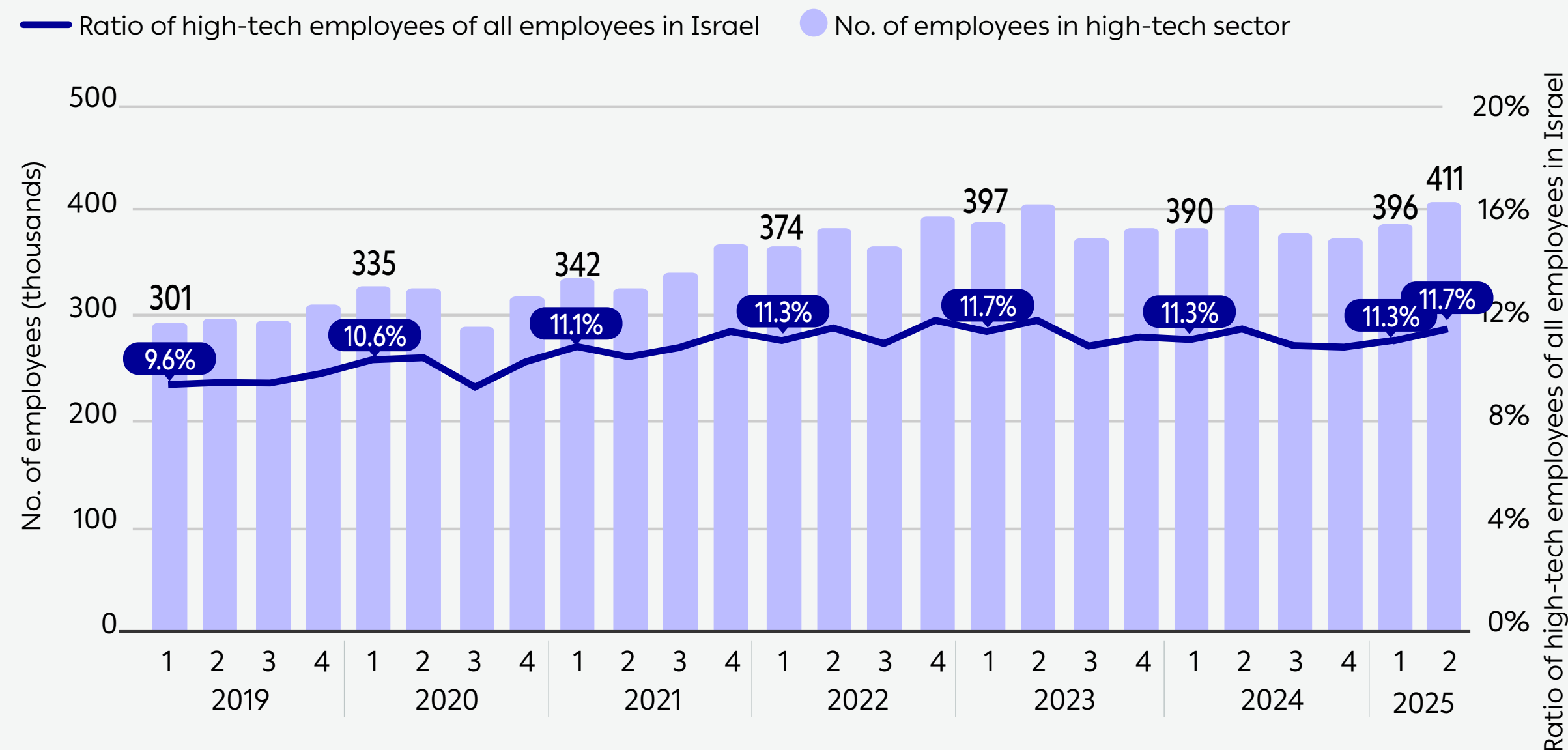
The data refers to employees aged 25-64  
Source: Innovation Authority and Aaron Institute adaptation of CBS data

Continued ➔

## ➤ Continued Stagnation in the Ratio Of High-Tech Employment

An analysis of the annual growth rate in high-tech employment shows that **since 2023 there has been a significant slowdown - averaging less than 2% per year**. This follows a decade in which, **in 8 out of 10 years, the annual growth rate of high-tech employment was 5% or higher** - a figure that further highlights the current concerning state of high-tech employment.

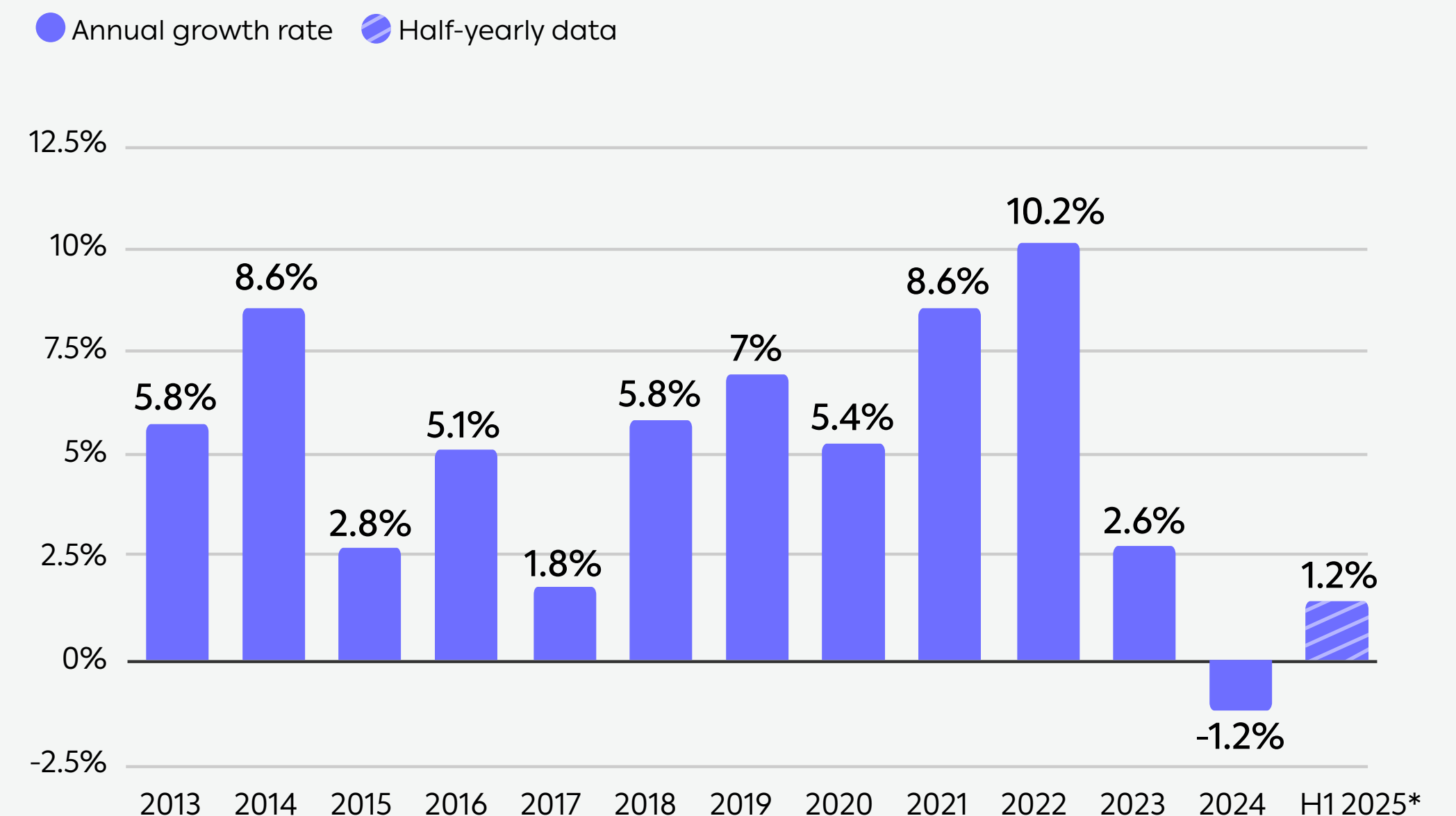
**No. of High-Tech Sector Employees per Quarter and their Ratio of Total Employees in Israel**



The data refers to employees aged 25-64  
Source: Innovation Authority and Aaron Institute adaptation of CBS data

Another indication of the slowdown in employment growth is the stagnation in the ratio of high-tech employees out of the total number of employees in the Israeli economy. The stability of the high-tech employment ratio indicates that in recent years **the sector has been growing at a pace similar to that of the overall economy, after several years in which it led employment growth**.

**Annual Rate of Change in No. of High-Tech Sector Employees**



\* Data for the first half of 2025 is compared with the corresponding period in 2024  
The data refers to employees aged 25-64  
Source: Innovation Authority and Aaron Institute adaptation of CBS data

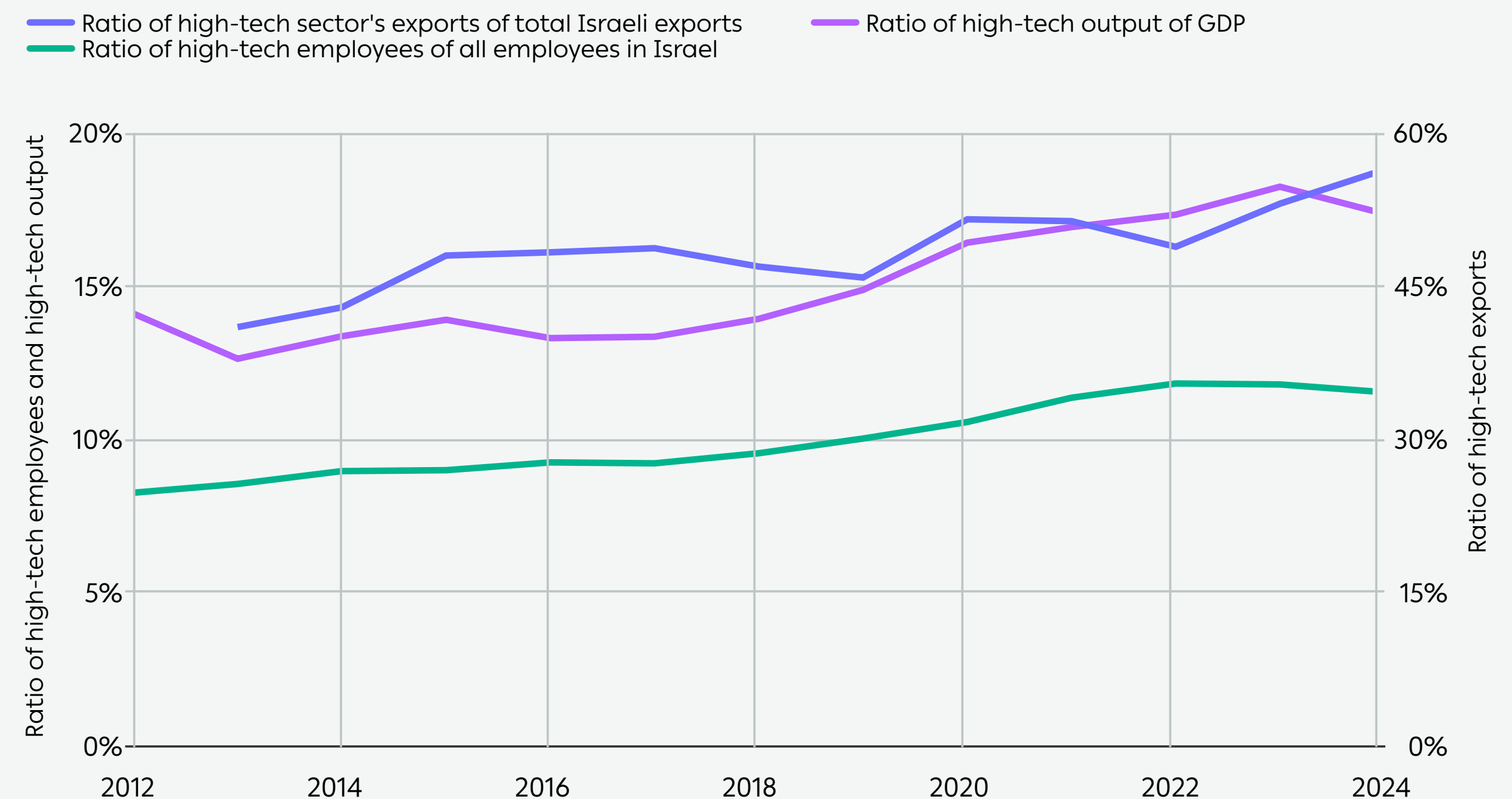
# High-Tech Employment is the Driving Force Behind the Sector's Output and Exports

An analysis of macro-economic data reveals **a strong correlation between high-tech employment, the sector's output, and its attributed exports**. Since 2012, a correlation of 0.95 has existed between the share of high-tech output in national GDP and the ratio of high-tech employees out of all employees in Israel. In other words, the two are almost fully correlated.<sup>11</sup> Although it is impossible to infer causality from this finding, it does indicate the importance of high-tech employment for the Israeli economy as a whole.

Furthermore, there is a high correlation of 0.79 between the share of high-tech exports out of total exports and the ratio of high-tech output of GDP,<sup>12</sup> and of 0.78 between the share of high-tech exports and the ratio of high-tech employees out of all employees in Israel. In other words, the sector's exports are also correlated with high-tech employment.

This finding is consistent with previous data published by the Innovation Authority, which illustrated the centrality of high-tech employment in the Israeli economy. Among other things, the data revealed that [85% of state revenues stemming from the high-tech sector](#) are linked to employment in the sector (income tax, social security, etc.).

## Ratio of High-Tech Employees of Total Employees in Israel, Ratio of High-Tech Output of Israeli GDP per Year, Ratio of High-Tech Exports of Total Israeli Exports



Source: Innovation Authority adaptation of CBS data

<sup>11</sup> Correlation is a metric of the extent to which two variables move together. Correlation values range between 1 (variables that always move in the same direction) and -1 (variables that always move in opposite directions). Correlation does not necessarily indicate causality.

<sup>12</sup> Although this correlation is indeed high, it is not perfect. For example, in 2024 an opposite trend was observed between the metrics, as the share of high-tech output out of total GDP declined while the share of high-tech exports out of total exports increased.

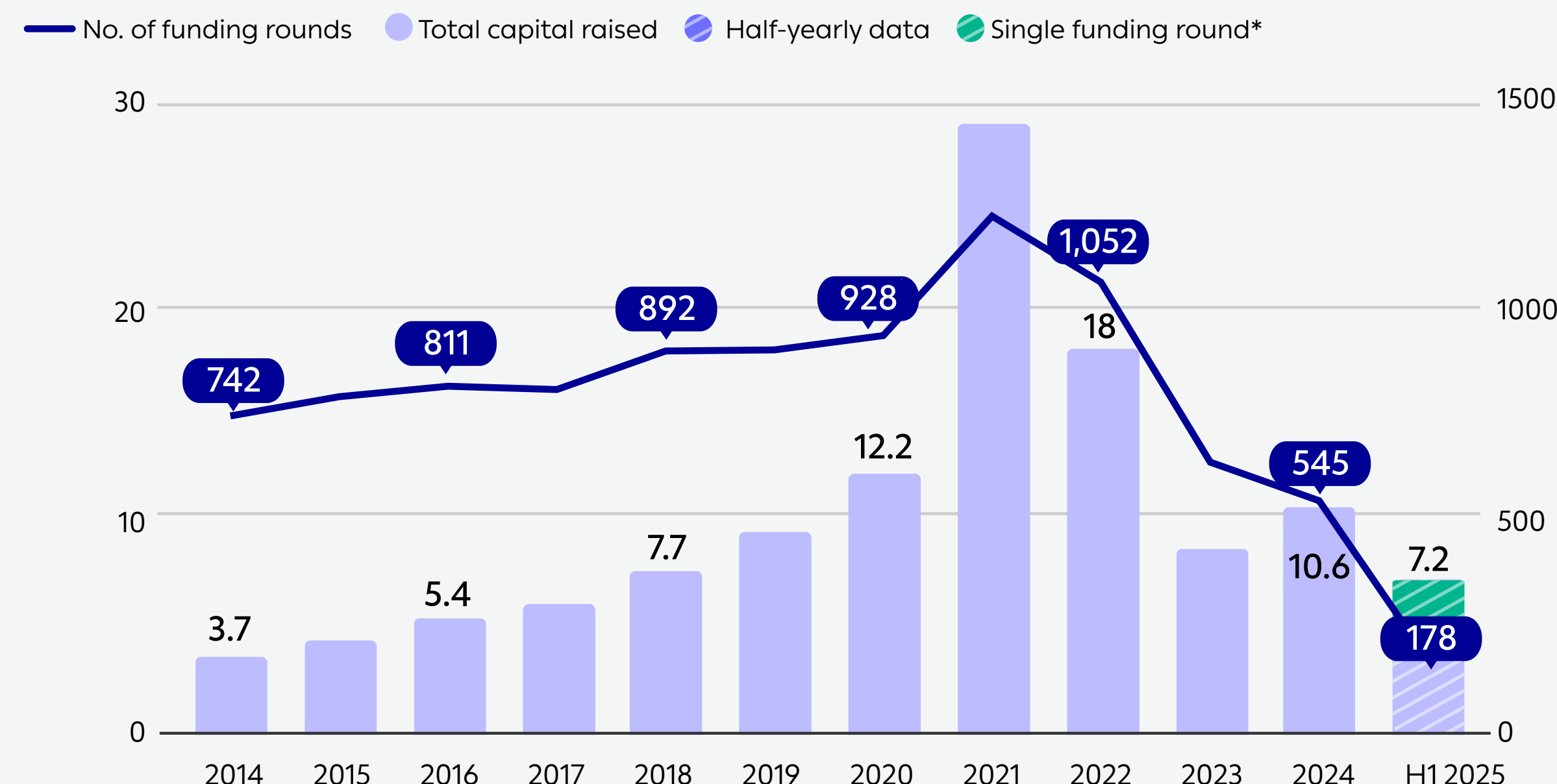
# Investments in Israeli Startups Continue to Recover

In 2024 and the first half of 2025, investments in Israeli startups continued to recover, despite the war. The **total capital raised by Israeli technology companies in 2024 amounted to USD 10.6 billion – similar to investment levels in 2019–2020.**

As of the first half of 2025, Israeli high-tech companies had raised USD 7.2 billion. In other words, in just half a year they raised nearly 70% of the total capital raised in the entire previous year. It must be noted however, that these figures include a mega-round conducted by Safe Superintelligence, founded in part by Israeli entrepreneurs and operating an R&D center in Israel, which raised USD 2 billion in April 2025. **Disregarding this mega-round, the level of fundraising in the first half of 2025 is similar to that of 2024.**

In addition, since 2021 there has been a steady decline in the number of startups' fundraising rounds. This trend stems, in part, from delayed reporting of funding rounds, and while these figures are expected to be updated upward, the negative trend is expected to continue. This trend aligns with the decline in the number of startups founded over the past decade.

**No. of Funding Rounds and Total Capital Raised Annually (billions of dollars) by Israeli Technology Companies**



\* The data for the first half of 2025 includes a funding round of USD 2 billion by Safe Superintelligence.  
Source: Innovation Authority adaptation of IVC data

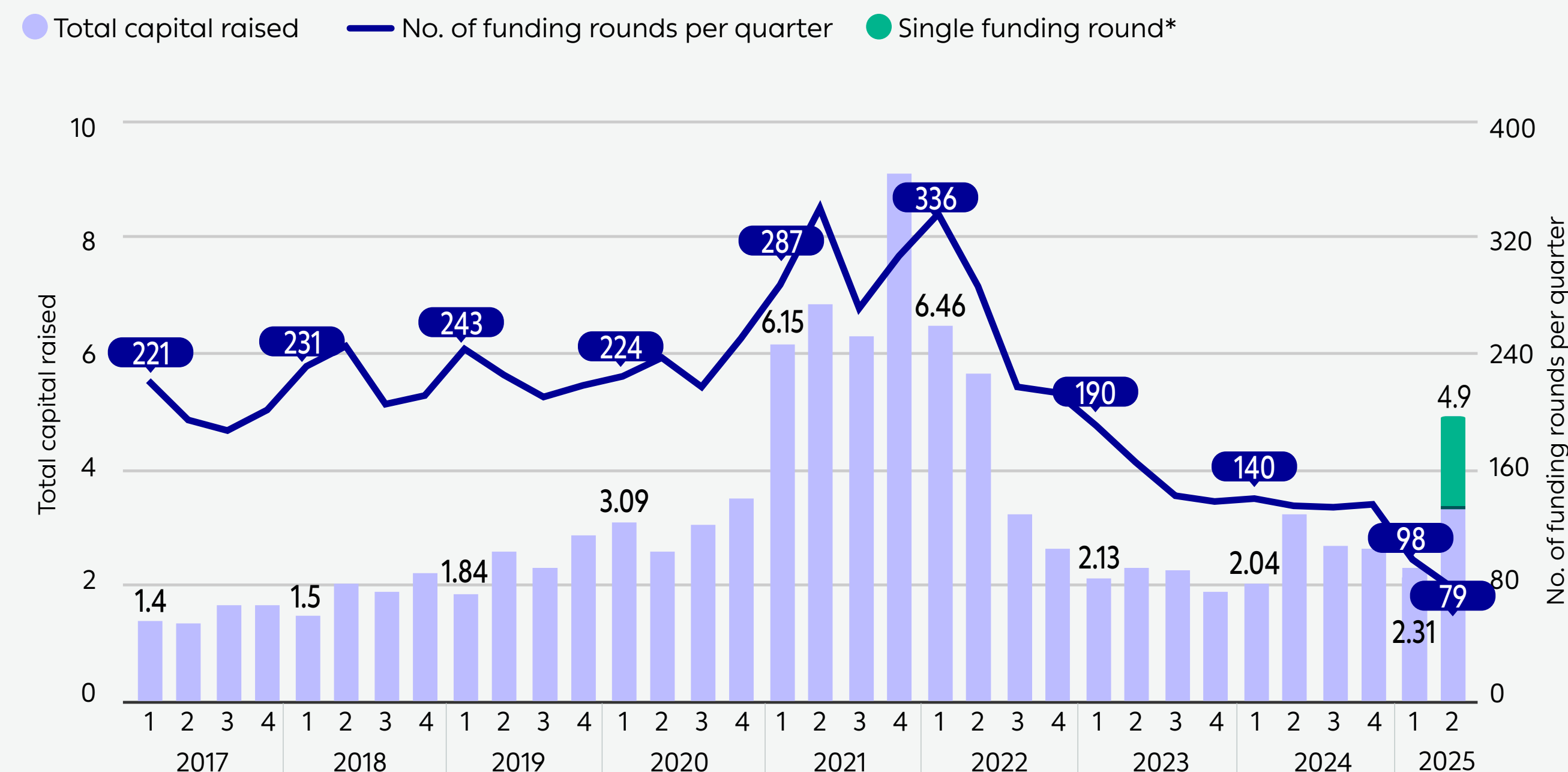
Continued ➤

## ➤ Investments in Israeli Startups Continue to Recover

Quarterly data on high-tech companies' fundraising shows that investments in Israeli startups increased in the second quarter of 2025, totaling nearly USD 5 billion.<sup>13</sup>

As noted, about 40% of this sum was raised in a single USD 2 billion round by Safe Superintelligence. Nevertheless, even excluding this investment, this was one of the strongest quarters for Israeli startups' fundraising since 2022.

**No. of Funding Rounds and Total Capital Raised per Quarter (billions of dollars) by Israeli Technology Companies**



\* The data for the first half of 2025 includes a funding round of USD 2 billion by Safe Superintelligence.

Source: Innovation Authority adaptation of IVC data

<sup>13</sup> It is important to note that the published data only includes the known transactions as of July 2025, leading to differences between the figures presented in this report and those published by the IVC and SNC databases, which monitor investment activity in Israeli startups. These databases use past data to provide estimates regarding the volume of transactions carried out during the first half of 2025 that have not yet been reported, and include them in their periodic publications.

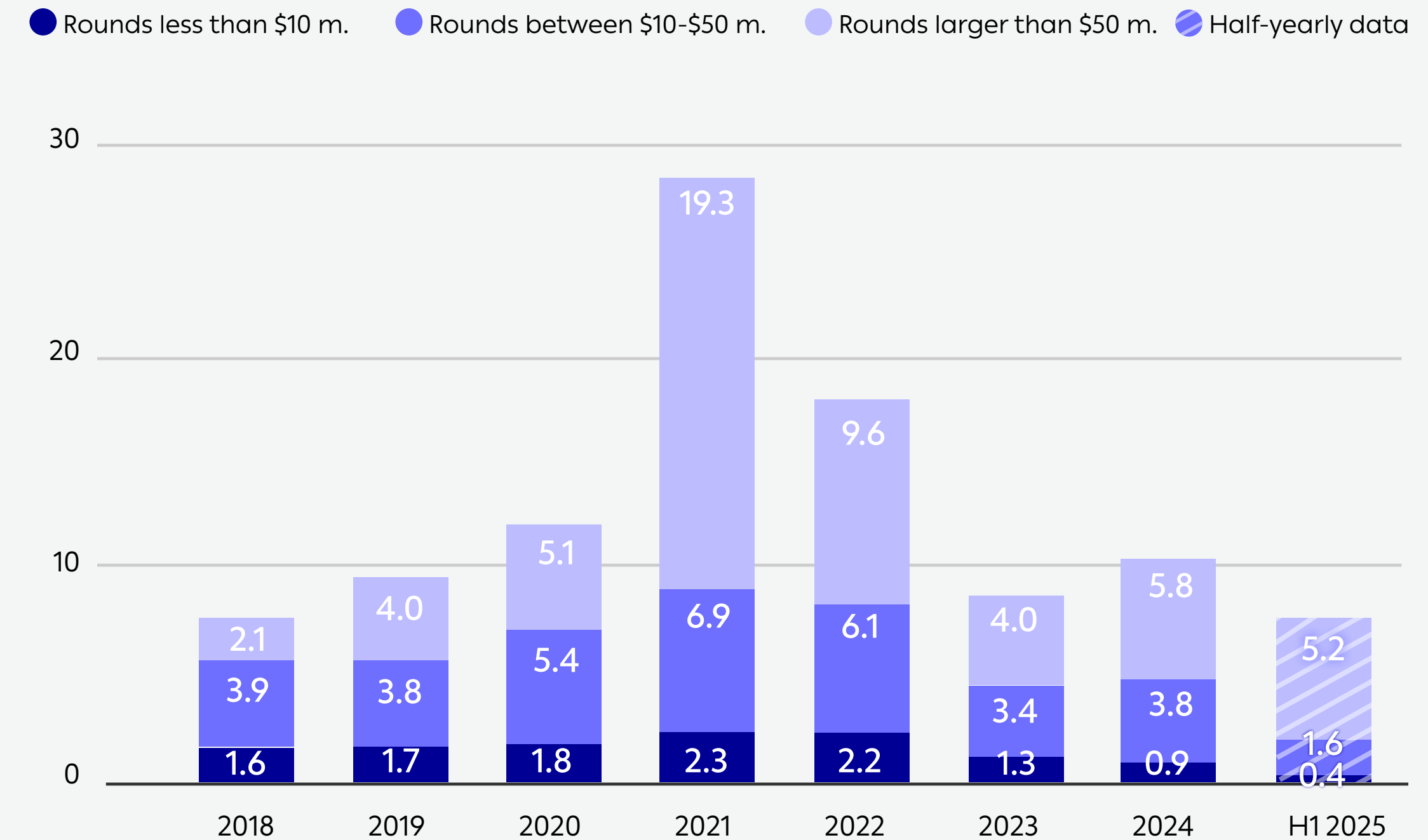
# The Main Increase in Investments Was in Large Funding Rounds

In a trend similar to that of previous years, the majority of capital raised by Israeli startups in 2024 was via large funding rounds exceeding USD 50 million. **Of the total capital raised in 2024, about 55% (USD 5.8 billion) came from rounds larger than USD 50 million.**

This trend appears to be continuing in the first half of 2025, with more than USD 5 billion raised in large rounds (nearly half of which was, as noted above, in a single fundraising round).

An examination of the average round size across three funding size categories reveals no significant change in recent years (except in large rounds where variance is greater, since a few individual rounds can heavily influence the average).

**Total Capital Raised by Israeli Technology Companies per Year, by Funding Round Size (billions of dollars)**



Source: Innovation Authority adaptation of IVC data

# 60% of Capital Invested in Israeli Startups in 2025: In Cyber and Organizational Software Companies

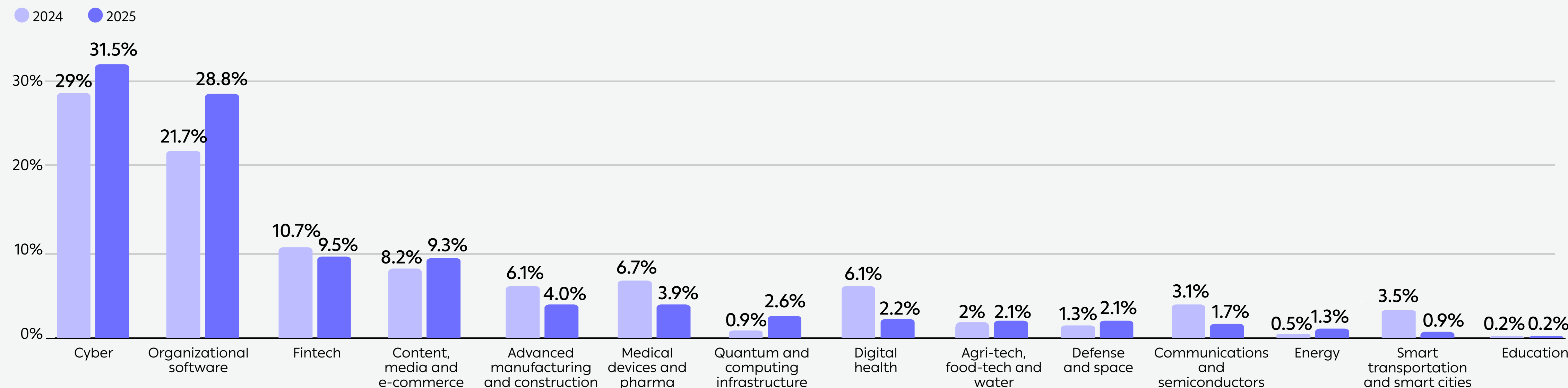
The cyber sector accounted for about 30% of investments in Israeli high-tech companies in 2024, and in the first half of 2025, this ratio rose to nearly one third of total investments. Excluding SSI's mega-round, the cyber sector's share of total investments in startups during the first half of 2025 rises to about 38%, compared to just 19% in 2023. In other words, cyber is attracting an increasingly significant share of startup investments in Israel.

Another key sector was organizational software, which attracted about

22% of investments in 2024 and around 29% in the first half of 2025. In total, **approximately 60% of all capital invested in Israeli high-tech in 2025 was directed to cyber and organizational software companies. Other sectors account for a considerably smaller share of investments.**

Relatively significant growth was also recorded in fundraising by companies in the quantum field. Since the beginning of 2024, quantum and computing infrastructure companies have raised approximately USD 400 million.

Ratio of Capital Raised by Technology Companies, by Field, of Total Capital Raised in High-Tech



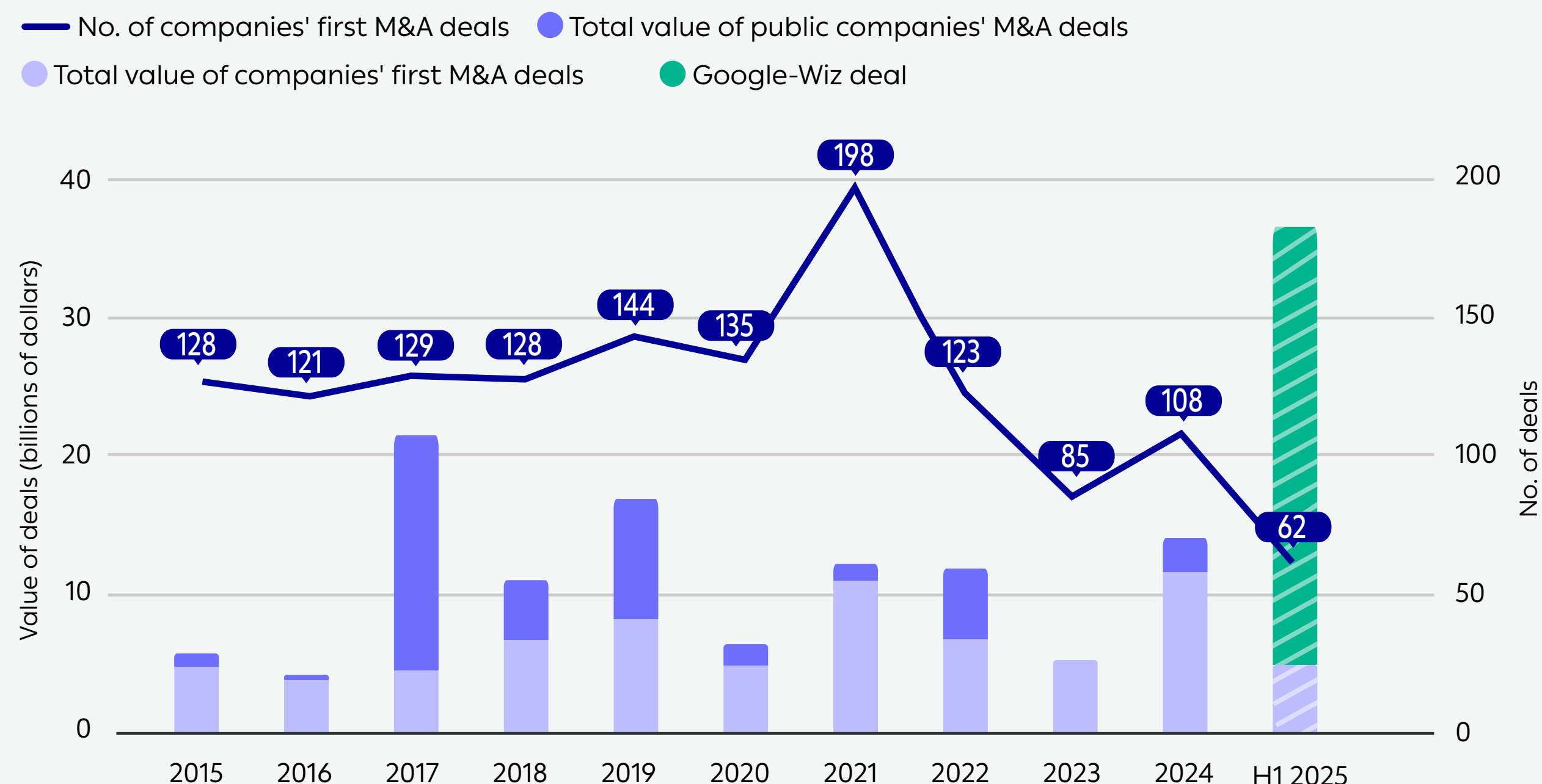
\* The data relates solely to investments that can be categorized. A specific investment may be attributed to more than one field

The 2025 data includes the SSI investment round that is attributed to the field of organizational software

Source: Innovation Authority adaptation of IVC data

# A Record Year of Growth in M&A Deal Value in Israeli High-Tech

## Number and Value of Israeli Technology Companies' M&A Deals (billions of dollars)



The figure for the first half of 2025 includes the Google-Wiz deal of USD 32 billion, even though the deal has not yet been formally completed and remains subject to regulatory approvals.

Source: Innovation Authority adaptations of IVC data

The first half of 2025 witnessed the largest acquisition in the history of Israeli high-tech when Google acquired the Israeli company 'Wiz' for approximately USD 32 billion. As a result, 2025 is expected to be a record year for Israeli high-tech in terms of M&A deal value.

In 2024, more than 100 mergers and acquisitions (exits) of private Israeli high-tech companies were completed, totaling about USD 12 billion. These figures represent an increase in the number and value of deals compared to 2023, when 85 deals totaling USD 5.6 billion were recorded.

The value of acquisitions of Israeli technology companies in 2024 was the highest recorded in the decade until then – similar to the level recorded in 2021. However, the number of deals in recent years, since 2023, has been lower than the multi-year average of about 140 deals per year between 2015 and 2022.

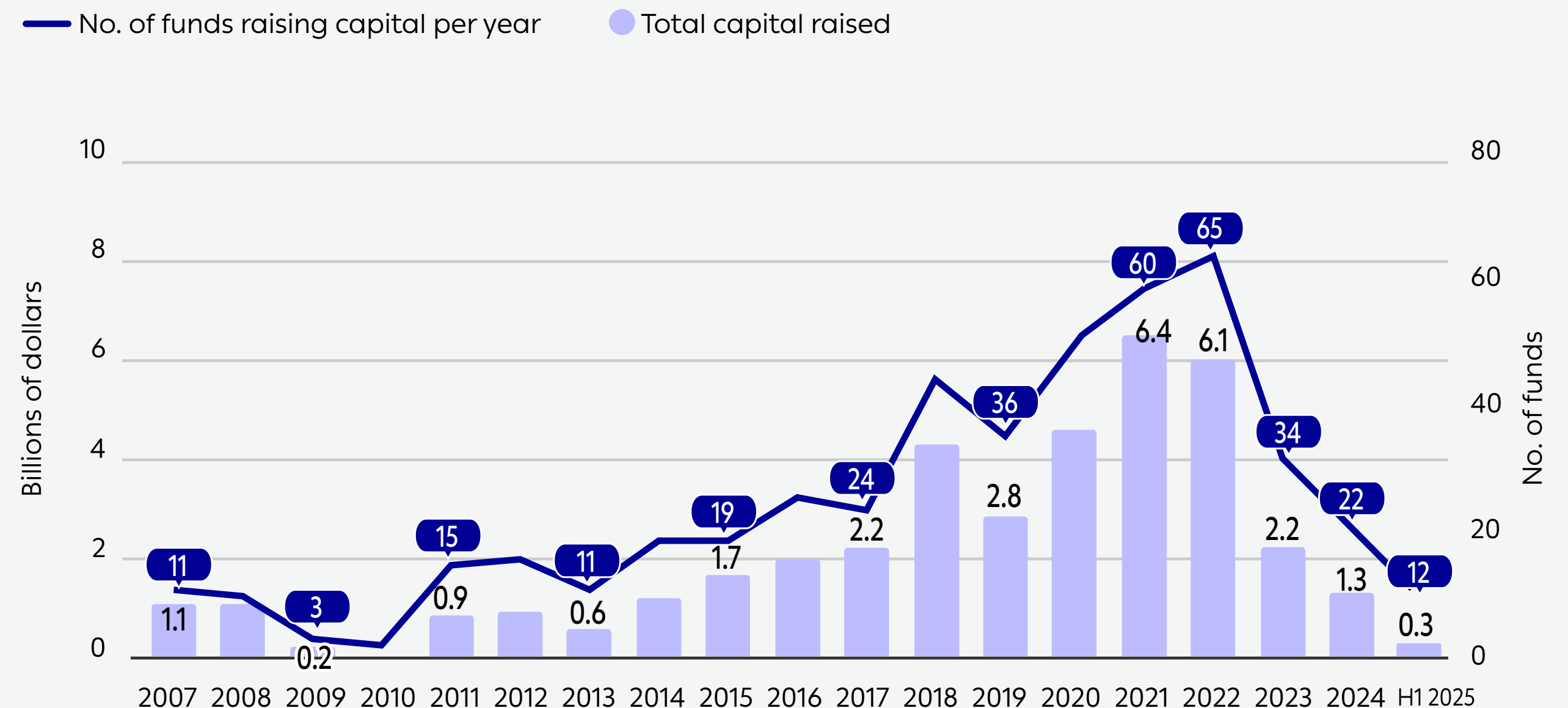
# Israeli Venture Capital Funds' Fundraising Has Declined In the Past Two Years

22 Israeli venture capital funds raised USD 1.3 billion in 2024 – a decrease of about USD 1 billion compared to the amount raised by 34 Israeli venture capital funds in 2023.

During the peak years of high-tech in 2021–2022, around 60 Israeli venture capital funds raised USD 6 billion each year.

The data highlights two main phenomena: first, **a decline in the average size of VC funds established in Israel in 2023–2024 to a level of USD 60–65 million, compared to an average fund size of at least USD 90 million in most years between 2017–2022.** Second, it is evident that **periods of global or local financial crises (after 2008 and in the last two years) have a significant impact on fundraising by Israeli venture capital funds.**

**Total Capital and No. of Israeli VC Funds Raising Capital Per Year (billions of dollars)**



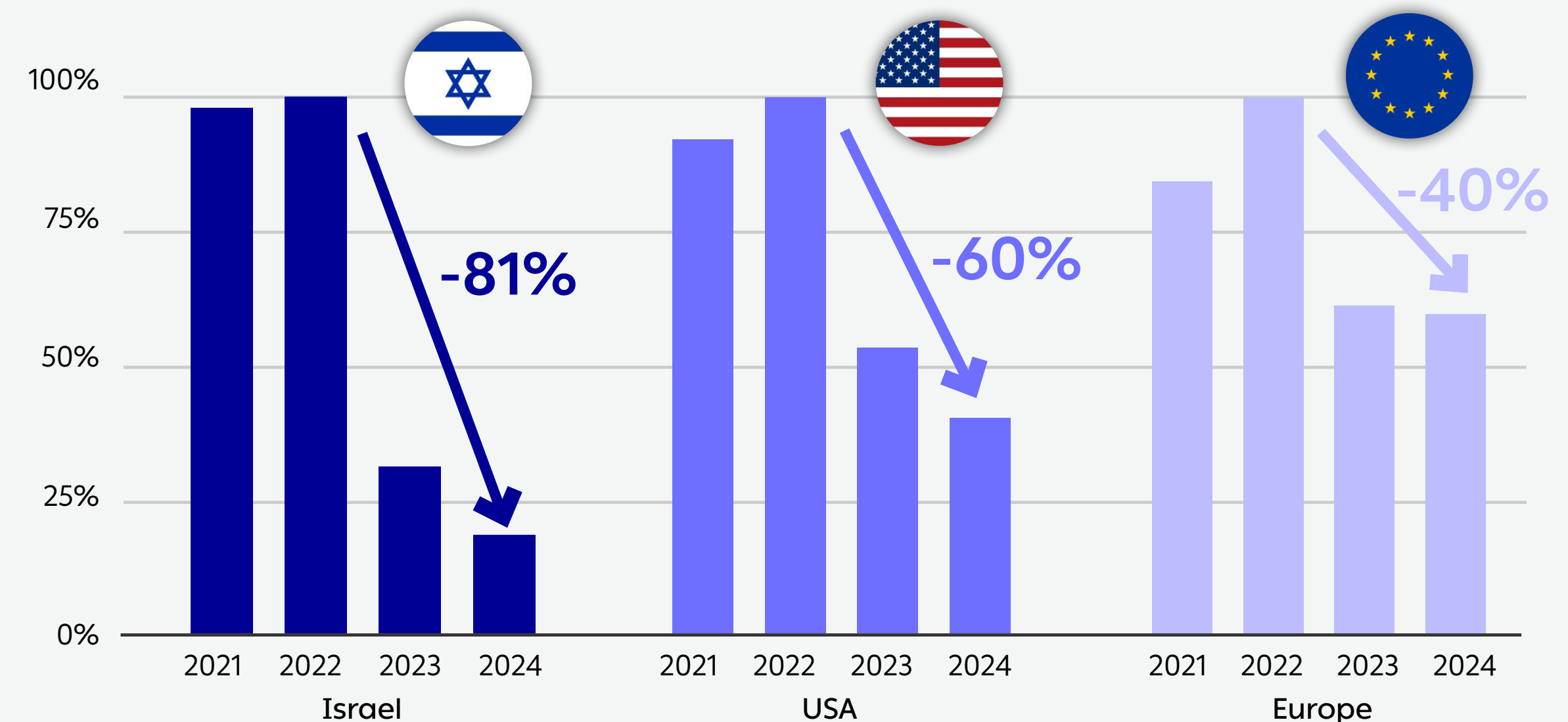
Source: Innovation Authority adaptation of IVC data

# The Decline in Fundraising by Israeli Venture Capital Funds Is Sharper than in the US and Europe

The decline in fundraising by Israeli venture capital funds is not unique, and a similar trend has been observed since 2022 among funds in the United States and Europe. The decline in Israel, however, has been sharper than global trends: venture capital funds in the US raised USD 189 billion in 2022 and USD 77 billion in 2024 – a decline of about 60%. In Europe, the decline during this period was more moderate, at about 40%. **In Israel, by contrast, the decline in total capital raised was significantly sharper and stood at 81% from 2022 to 2024.**

It is important to note that in terms of the number of funds that raised capital during this period, all three regions saw a similar decline of around 65%. In the United States, the number of funds that raised capital fell from 1,650 in 2022 to 538 in 2024; in Europe, from 556 to 203 funds; **and in Israel, from 64 funds in 2022 to 21 funds in 2024. In other words, the sharper decline in VC fundraising in Israel stems from a greater decrease in the average size of the funds raising capital.**

Geographical Distribution of VC Funds' Fundraising Per Year, Normalized to 2022



Source: Innovation Authority adaptation of PitchBook, IVC and NVCA data

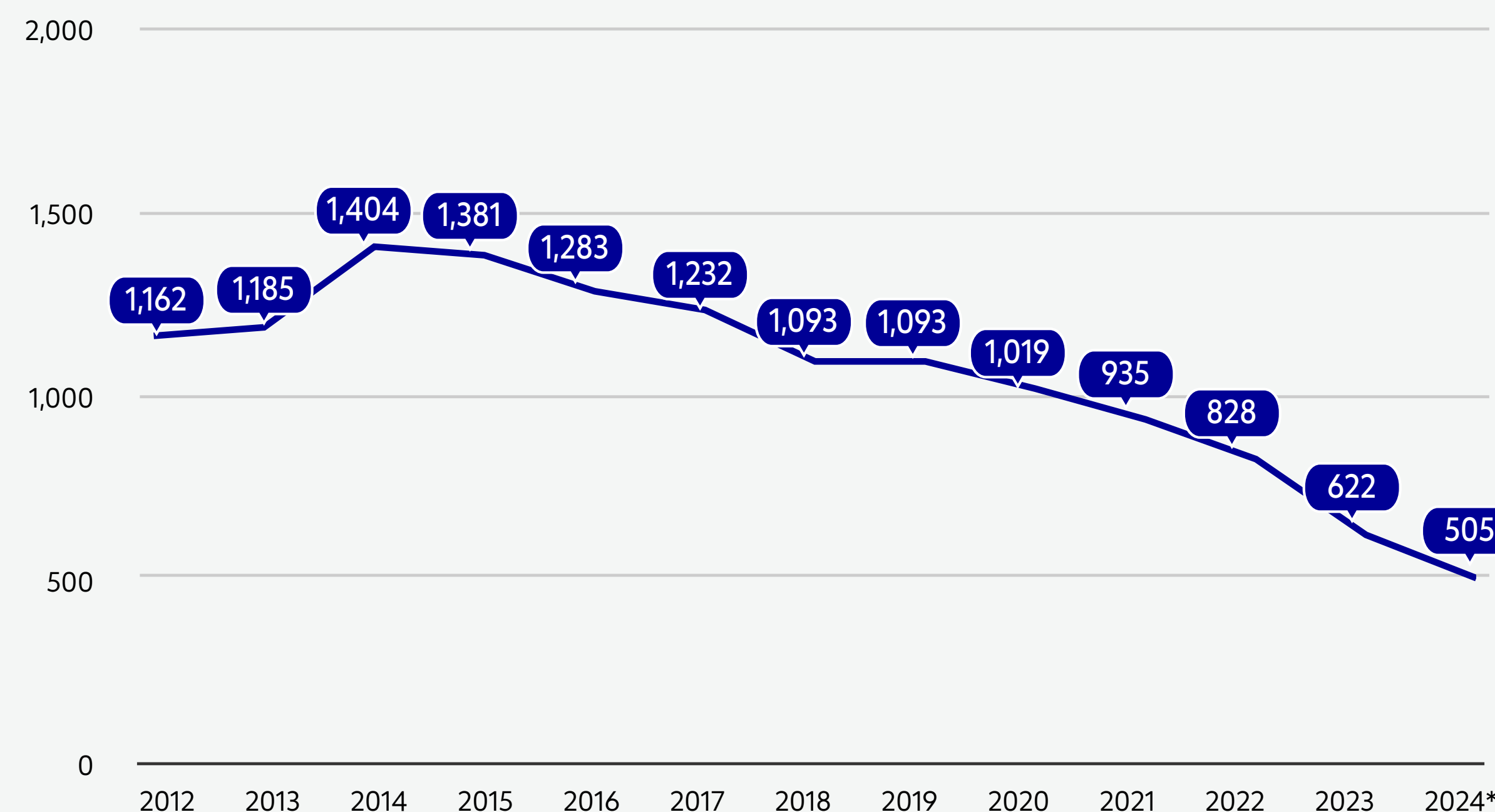
# New Startup Formations Continue to Decline

The multi-year negative trend of new technology company formation in Israel, which began in 2014, continued in 2024. According to available data, around 500 new startups were established in 2024, compared to 622 in 2023. These numbers are expected to be updated upward as additional startups established in those years are identified. Nevertheless, **since 2020, it appears that less than 1,000 new technology companies have been established annually**. Previous publications by the Innovation Authority indicate that this is a global trend and not one unique to Israel.<sup>13</sup>

At the same time, **in 2024 there was an increase of over 50% in the number of applications to the Innovation Authority's Tnufa Program which supports startups at the ideation stage** (from 340 applications in 2023 to more than 500 in 2024). This increase may be an early indication of a rise in the establishment of new Israeli technology companies.

Questions remain as to how this trend will evolve in the future: will the decline in new technology company formation continue? Will the annual number of new companies stabilize around a similar level, or will the trend be reversed as the result of new initiatives based on Artificial Intelligence or increased entrepreneurship in high-demand fields such as security?

No. of New Technology Companies Opened in Israel Each Year



\* The 2024 data is an estimate  
Source: Innovation Authority adaptation of IVC data

<sup>13</sup> See publication [on the establishment of new startups](#)

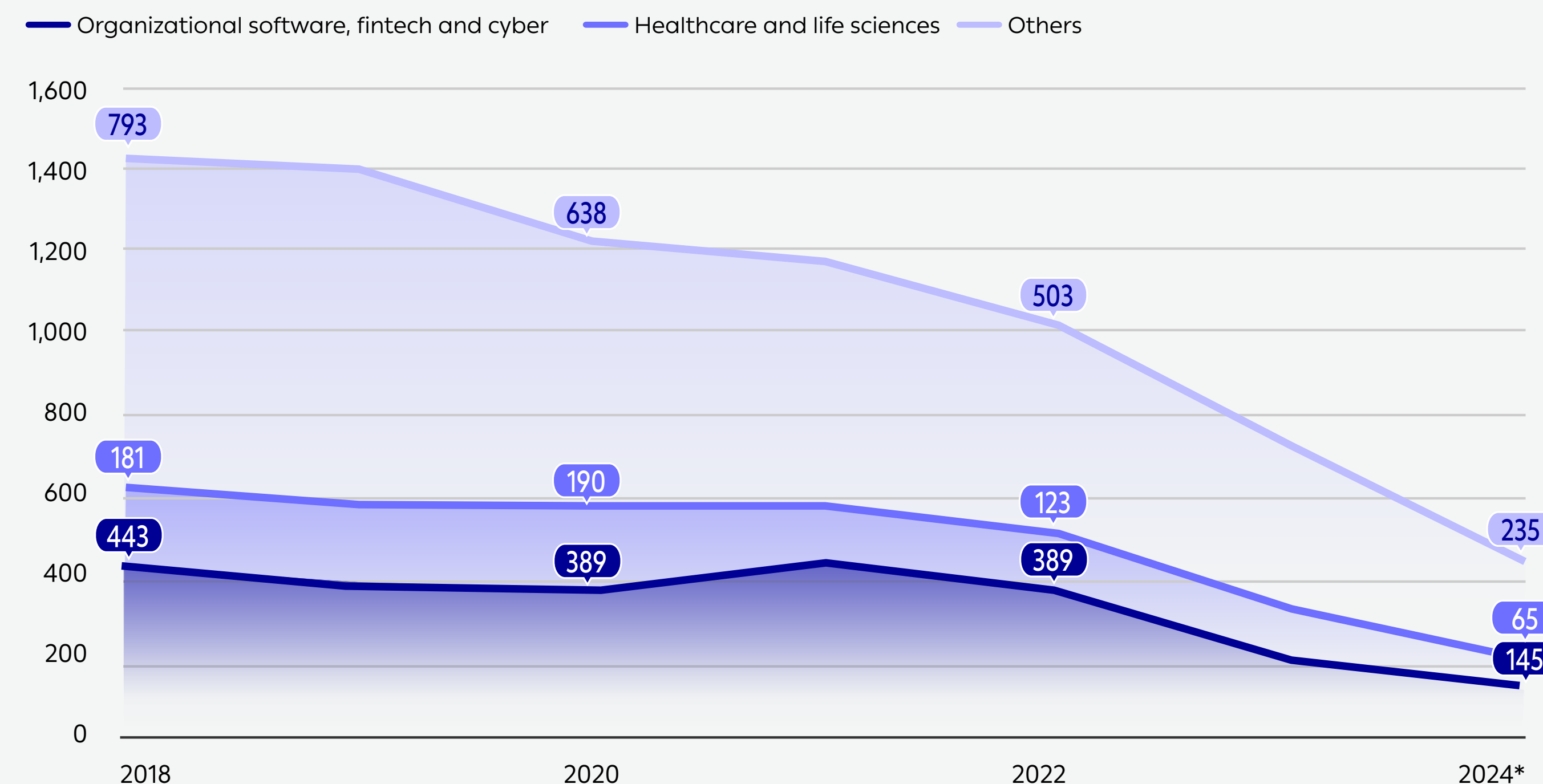
# Most New Companies: In the Fields of Organizational Software, Fintech, E-Commerce, and Cyber

Within the overall decline in entrepreneurial activity, reflected in the downturn in new company formation, several changes can be identified in the composition of the new companies. These changes are expected to impact the face of Israeli high-tech in the coming years as young companies mature and grow.<sup>14</sup>

In the organizational software sector – the largest field in which new companies are established – there has been a decline in the number of new companies. For example, in 2018, about 240 new companies were established in this field, compared to around 130 in 2023. A further decline was registered in 2024 (although the number is expected to increase as data is updated).

An analysis of companies by sector shows **an increase in recent years (2018-2024) in the relative share of new companies established in cyber, medical devices, and energy** (out of companies whose field of activity is currently known). By contrast, in the content and media sector there has been a decline in the relative share of new companies.

No. of New Companies Each Year By Field



\* 2024 data is an estimate

A company can be classified in more than one field

Source: Innovation Authority adaptation of IVC data

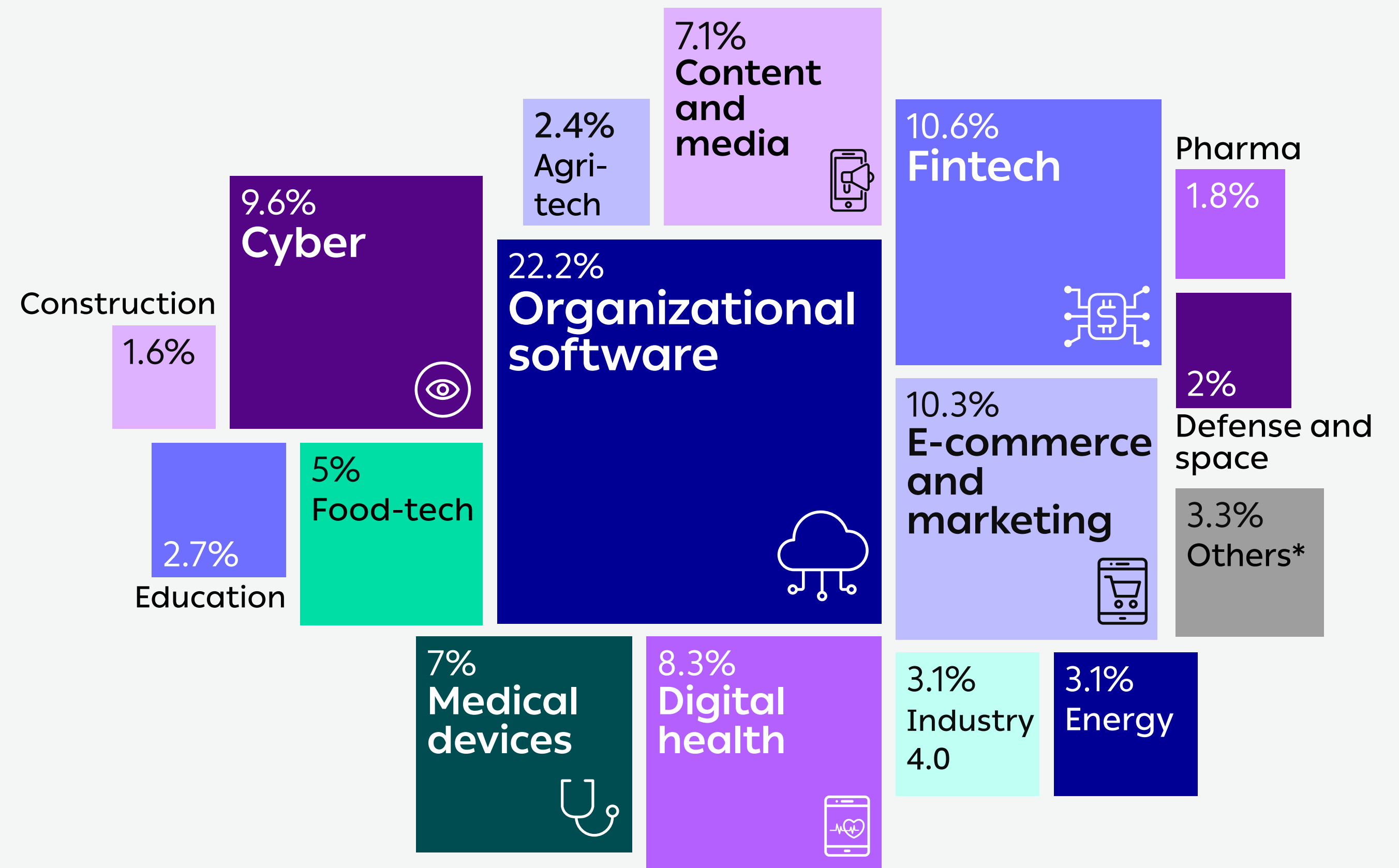
Continued ➔

<sup>14</sup> The data may be updated in the future due to methodological challenges related to late detection

## ➤ Most New Companies: In the Fields of Organizational Software, Fintech, E-Commerce, and Cyber

Looking at the next generation of Israeli startups, more than half of the high-tech companies established in Israel over the past three years (2022-2024) operate in one of the following four sectors: organizational software (22.2% of new companies), fintech and e-commerce (about 10% each), and cyber (9.6%). In other words, **Israeli high-tech appears to remain focused on the sectors that have been at the forefront in recent years.**

Distribution of New Technology Companies Established Between 2022-2024, By Field of Activity



Source: Innovation Authority adaptation of IVC data

\* 1.1% smart transportation, 0.7% water technologies, 0.5% quantum and computing infrastructures, 0.4% microchips (semiconductors), 0.3% communications, 0.3% smart cities

# Israel is the Fifth Largest Global Startup Fundraising Hub; London Continues to Grow

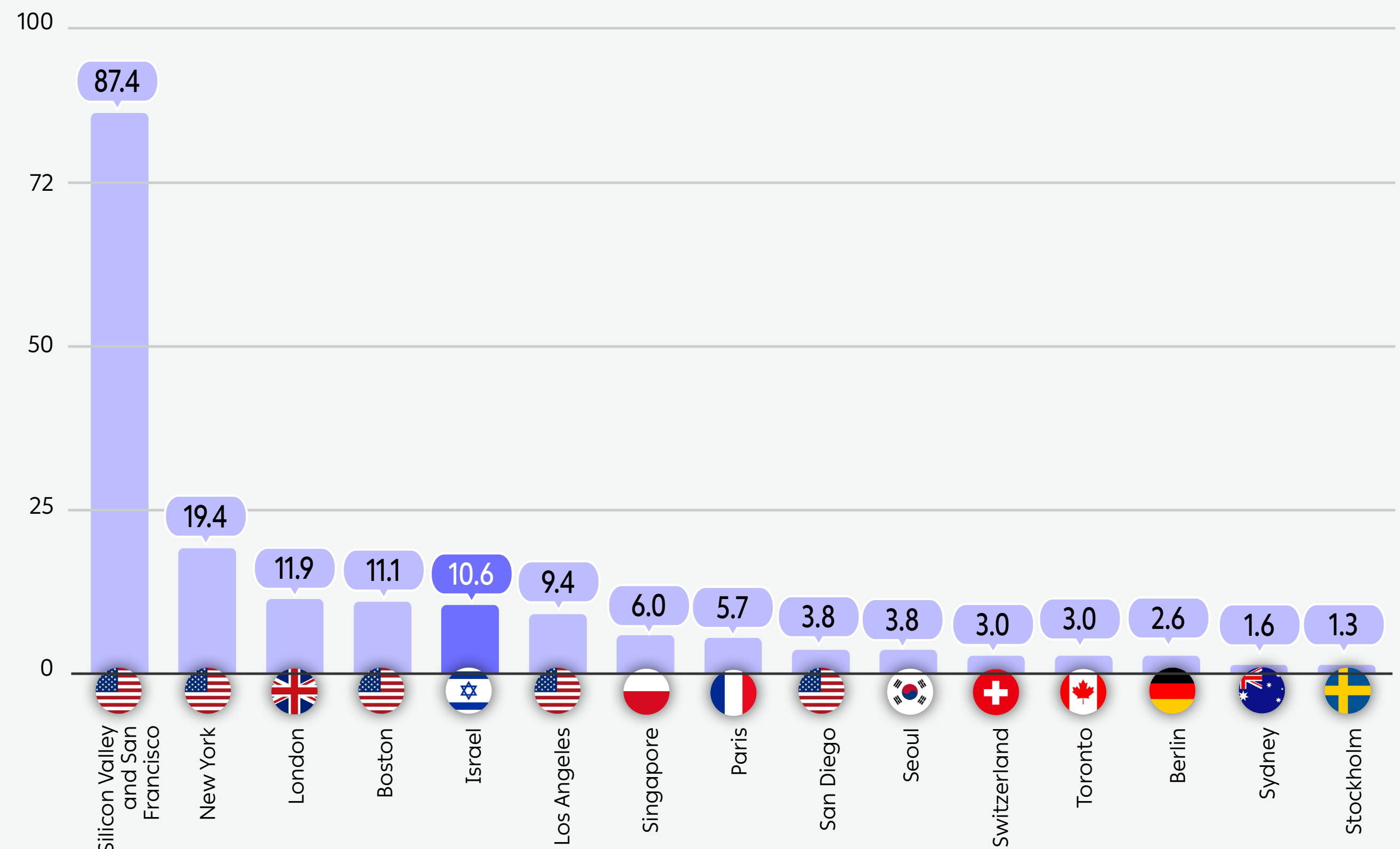
**In 2024, Israel was the fifth-largest hub in the world in terms of capital raised** – with total fundraising of USD 10.6 billion, similar to its global position in 2023.

Silicon Valley continues to serve as the global magnet for venture capital investments, with close to USD 90 billion invested in 2024. Companies operating in this region attracted 4.5 times more investment than companies in New York, the world's second-largest hub.

**Investments in Israel increased by about 22% in 2024 compared to the previous year – slightly higher than London (18%) and slightly lower than New York (28%).** Here too, Silicon Valley showed the fastest growth rate, with an increase of about 60% in investments in 2024 compared to 2023.

It is noteworthy that London's growth continues, with the city ranked as the world's third-largest fundraising hub in 2024. Until 2021, total startup fundraising in London was lower than in Israel and Boston, but has shown accelerated growth in recent years.

**Total Capital Raised by Technology Companies in a Hub, 2024 (billions of dollars)**



Source: Innovation Authority adaptation of CrunchBase and IVC data

Continued ➔

## ➤ Israel is the Fifth Largest Global Startup Fundraising Hub; London Continues to Grow

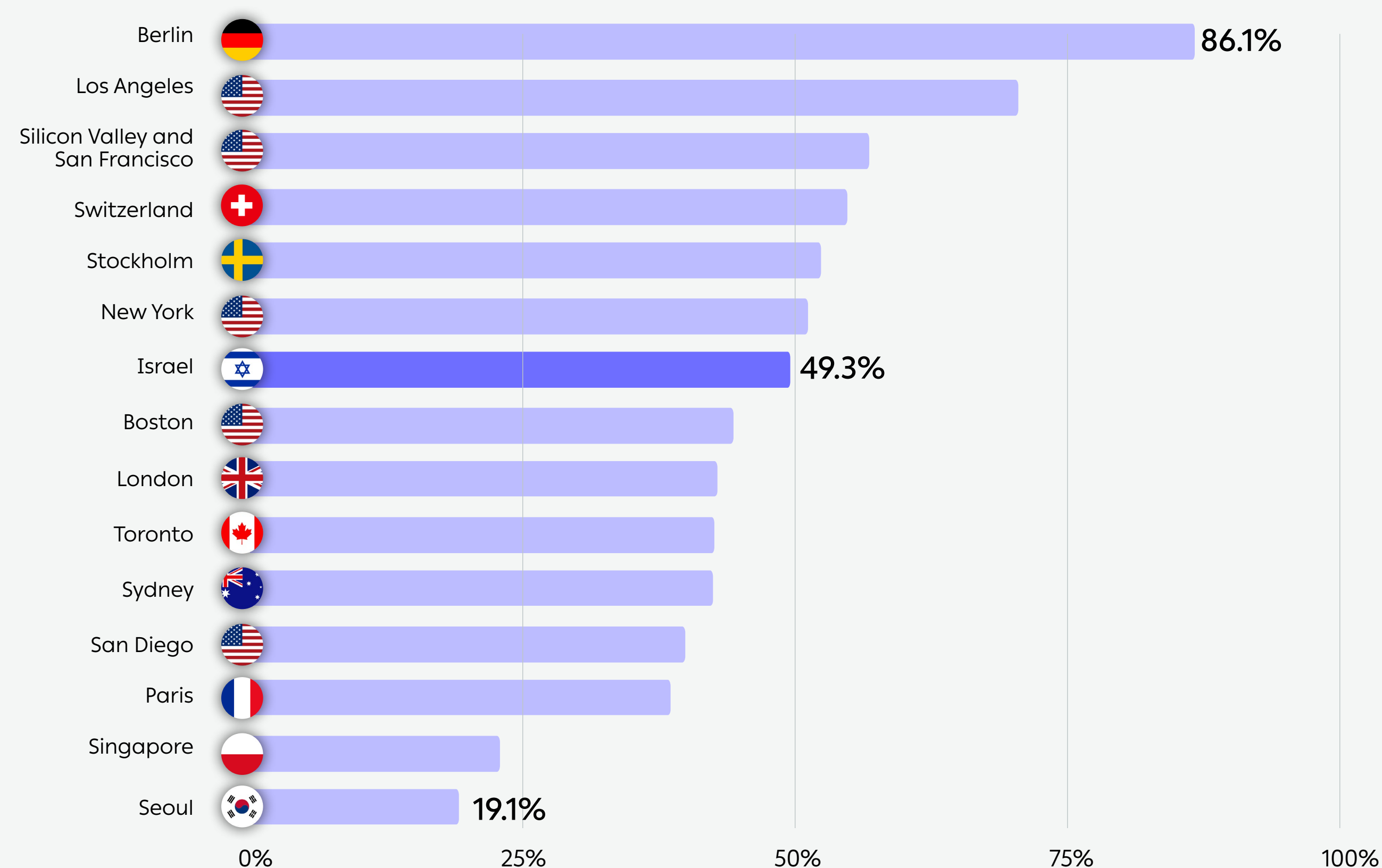
The pace of startups' fundraising in major global technology entrepreneurship hubs remained similar in the first half of 2025 to the level recorded in 2024.

In most of the key hubs examined, technology companies raised 42%–57% of the total annual capital raised in 2024 during the first half of the year.<sup>10</sup> In Israel, half (49.3%) of the total capital raised in 2024 was raised in the first half of 2025. In other words, **in most hubs the fundraising pace is similar to that of 2024, and if continued at this rate, the total for 2025 will be similar to the sum raised in the previous year.**<sup>11</sup>


<sup>10</sup> Silicon Valley and San Francisco figures do not include OpenAI's USD 40 billion fundraising, and Israel's figures do not include Safe Superintelligence's USD 2 billion fundraising. When these rounds are included in the calculation, the fundraising pace in the first half of 2025 reaches 102% in San Francisco and Silicon Valley, and close to 70% in Israel.

<sup>11</sup> In recent years, the multitude of macro-economic events and significant fluctuations in investor preferences and capital flows have made it difficult to assess seasonal effects. It is not therefore possible to determine whether total fundraising in the second half of the year will be higher or lower than that observed in the first half.

**Capital Raised by Technology Companies in First Half of 2025 as a Ratio of Total Fundraising in 2024, By Hub**



Source: Innovation Authority adaptation of CrunchBase and IVC data



## Part 2

# Deep-Tech in Israel



# Introduction and Background: Deep-Tech in Israel

This section presents a joint study conducted by the Innovation Authority and 'Dealroom', surveying the deep-tech sector in Israel and comparing its activity to leading global hubs competing with Israel.

For the purpose of this publication, **a deep-tech company is defined as a company developing complex technology that, due to the complexity of the R&D, is typically characterized by long maturation periods, and which usually requires highly educated and skilled human capital as well as significant financial resources to complete the development process.**<sup>18</sup>

The Innovation Authority attributes great importance to further expanding this sector. On the one hand, it represents the forefront of technological innovation while, on the other hand, being exposed to potential financing market failures due to the high technological risks of deep-tech companies and the substantial capital requirements associated with their development processes.

While deep-tech companies operate across all areas of high-tech, certain sectors are characterized by a relatively high presence of these companies e.g., space, semiconductors, and quantum. Sectors with relatively lower deep-tech presence include, among others, e-commerce and marketing, content and media, and organizational software.

**An analysis of the data shows that, as of the date of this report, more than 1,500 deep-tech companies operate in Israel.<sup>19</sup> Between 2019-2025, they raised over USD 28 billion<sup>20</sup> - approximately 36% of the total capital raised by Israeli high-tech companies during this period.<sup>21</sup> This ranks Israeli deep-tech companies fifth in the world in terms of fundraising, and in first place outside the United States. The data also shows that 270 venture capital funds (a quarter of them Israeli funds) invested in at least one Israeli deep-tech company in 2024.**

<sup>18</sup> For a more detailed definition, see the Israeli Deep-Tech Report 2025, jointly published by the Innovation Authority and Dealroom. The full publication presents the definition of an Israeli company and details regarding the overlap between the deep-tech and life sciences sectors.

<sup>19</sup> For the purpose of the analysis, every Israeli technology company was classified according to the definition above, as either a deep-tech company or not. The classification was conducted jointly by Dealroom and the Innovation Authority, based on data from Dealroom and IVC. Of this total, about 1,300 companies maintain their main operations in Israel and have conducted a fundraising round. A further 100 companies conducted a fundraising round but moved their headquarters outside Israel (while maintaining some local operations), and about 130 companies maintain their main operations center in Israel but have yet to conduct a fundraising round.

<sup>20</sup> The 2019-2025 period was chosen in order to present a sufficiently long-term and reliable picture. Given the numerous global and domestic events beginning with the outbreak of the Covid pandemic in 2020, it was decided to select 2019 as the analysis starting point.

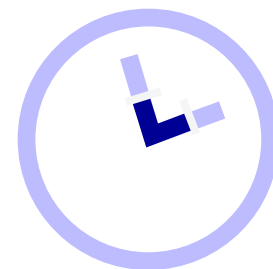
<sup>21</sup> The total capital raised as reported in the joint publication by the Innovation Authority and Dealroom is about 15% lower than the figures appearing in IVC data for this period, due to differences in definitions.

# How to Identify a Deep-Tech Company?

## Main Criteria

### Time to Market or Complexity

Technology requiring long maturation periods due to complex R&D, usually involving the development of innovative intellectual property (IP) or tangible product by personnel with advanced academic degrees.



### Capital Requirement

Significant capital investment is required to finance the R&D process, typically more than in companies developing non-deep-technologies.



## Secondary Criterion

### Intellectual Property (IP) and Spinouts

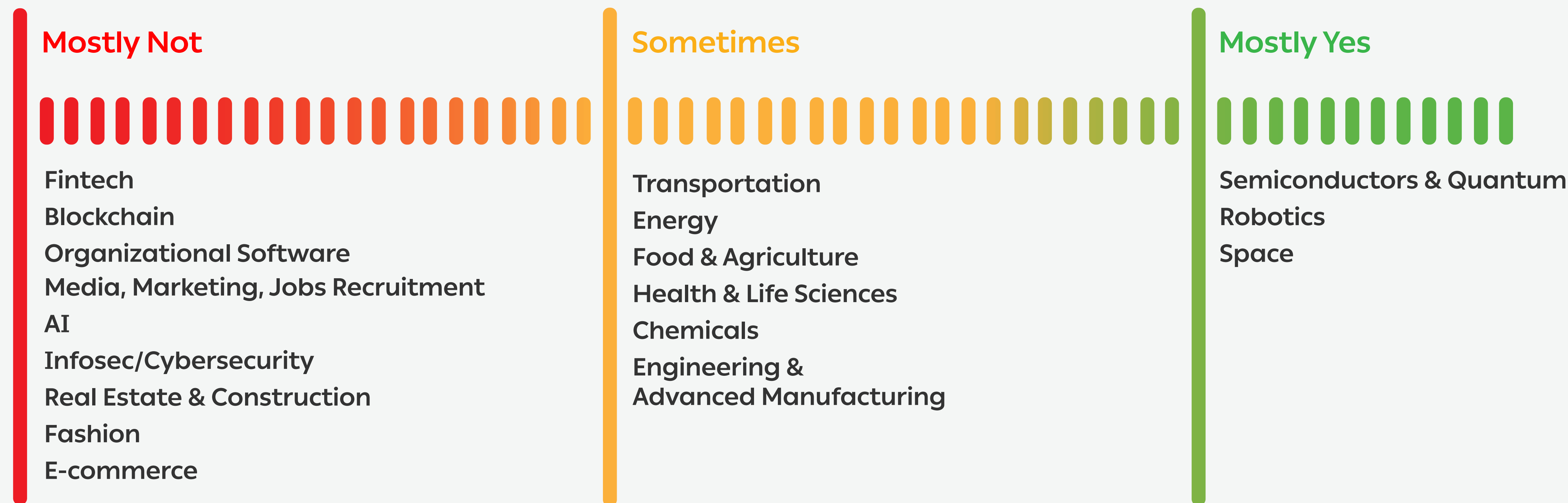
Companies that possess significant intellectual property and which commercialize research-driven innovation are highly likely to be deep-tech.

**Note:** A company can be defined as deep-tech even without patents or a spinout structure - both of which are regarded as "soft metrics".



According to Dealroom's definition

# Mapping Sectors on the Deep-Tech Spectrum



Source: Dealroom

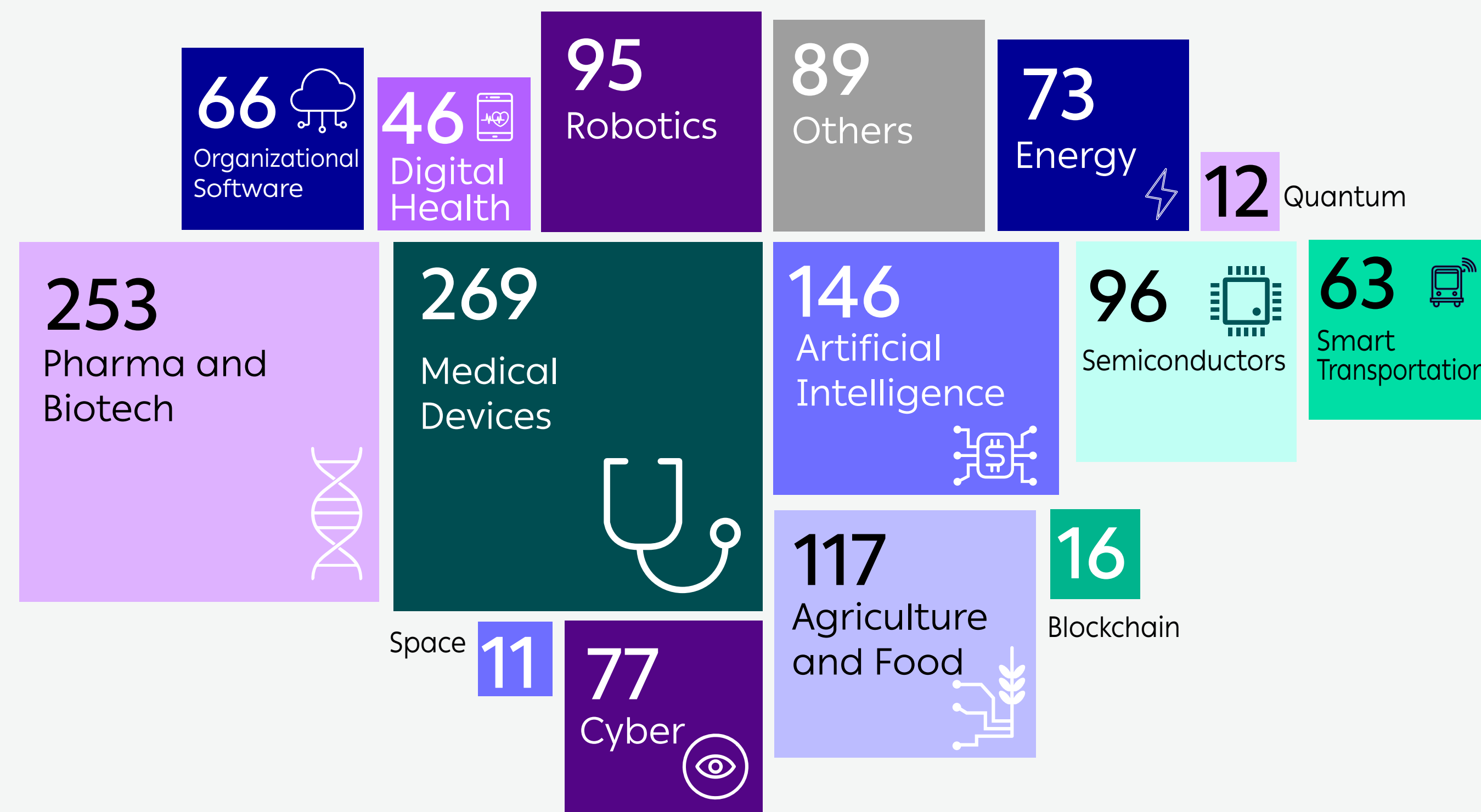
# Most Deep-Tech Companies in Israel: In the AI, Medical Devices, and Pharma Sectors

As of this report's publication, there are over 1,500 deep-tech companies operating in Israel. Nearly a quarter of these have been founded since 2019.

**The three main sectors in which more than half of Israel's deep-tech companies operate are medical devices, pharma, and Artificial Intelligence.**

Over 2,000 AI companies operate in Israel, of which 538 are defined as deep-tech companies.<sup>22</sup> 146 of these engage in developing AI infrastructures and 392 operate in various sectors e.g., development of advanced AI applications for agriculture, pharma, or development of microchips for AI.

No. of Active Deep-Tech Companies in Israel, By Field, 2025



<sup>22</sup> In this publication, an AI company is defined as one engaging exclusively in the development of AI infrastructures (including development of basic models, MLOps tools and vector databases). In contrast, a company assimilating AI tools in other sectors will be classified according to its field of activity.

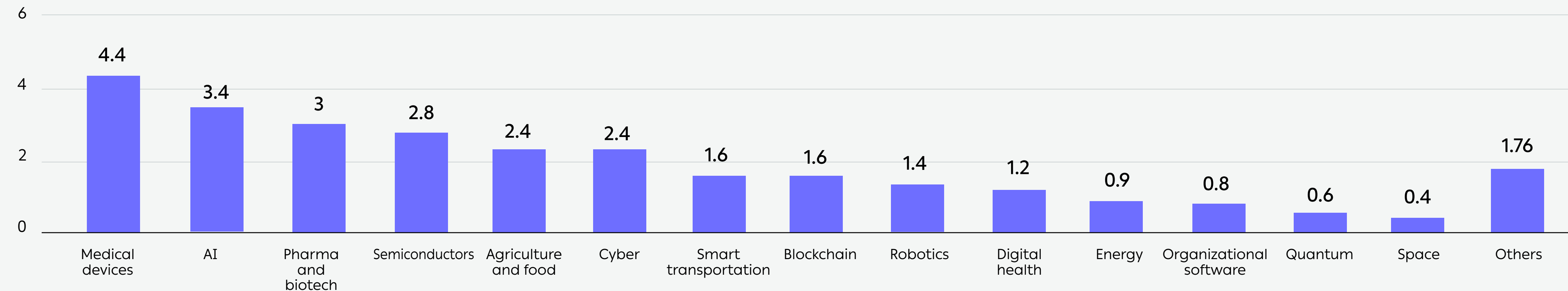
\* The data refers only to companies that can be classified. A company may be classified in more than one sector.  
 Source: Dealroom and Innovation Authority adaptations of IVC and Dealroom data

# A Quarter of the Capital Raised by Israeli Deep-Tech Companies Was in Medical Devices and Pharma

Companies developing medical devices and pharma raised about one quarter of the total capital raised by Israeli deep-tech companies between 2019-2025, a sum of USD 7.4 billion. Another prominent field in Israeli deep-tech is Artificial Intelligence, where companies raised USD 3.4 billion during this period.

Israeli deep-tech companies stand out in several fields globally relative to the size of the Israeli ecosystem. **Israeli cyber companies defined as deep-tech raised about USD 2.4 billion between 2019-2025, more than 20% of the total capital raised by deep-tech companies in the cyber sector worldwide.** In the fields of medical devices and agriculture and food, Israeli deep-tech companies also raised a significant share of global deep-tech capital - attracting about 9%-10% of total global fundraising in these fields.

Total Capital raised by Israeli Deep-Tech Companies By Field of Activity Between 2019-2025 (billions of dollars)



The data refers solely to companies that can be categorized. A specific company may be attributed to more than one field

The 2025 data is updated to August.

Source: Dealroom and Innovation Authority adaptations of IVC and Dealroom data

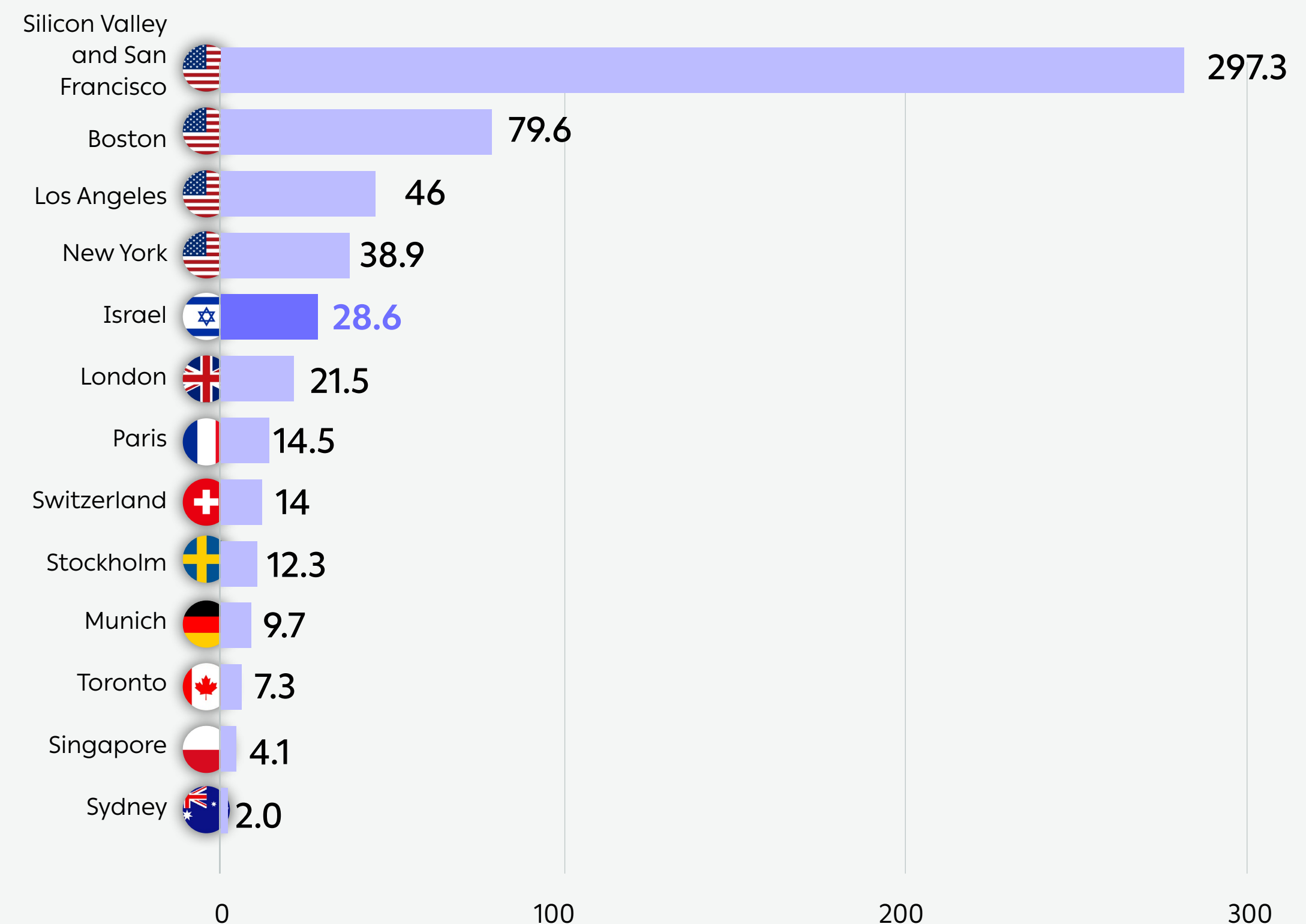
# Israel Ranks 1st Outside the US in Global Deep-Tech Fundraising

Israel ranks as the fifth hub in the world in terms of capital raised by deep-tech companies during 2019-2025.<sup>23</sup> The hubs ranked above Israel are all located in the United States, making **Israel the largest hub outside the US in terms of deep-tech fundraising.**

As shown above, Israel also ranks fifth in total startup fundraising. In other words, **Israel's global position among the hubs in deep-tech fundraising is similar to its standing in the overall high-tech sector.**

Between January-August 2025, total deep-tech fundraising in London slightly exceeded that in Israel, totaling USD 2.4 billion compared to USD 2.2 billion in Israel.

**Total Capital Raised By Deep-Tech Companies, By Hub, Between 2019-2025 (billions of dollars)**



<sup>23</sup> The list of hubs here was chosen by the relevance of their comparison to Israel and is not an exhaustive list (e.g., Austin in the US is not included).

The 2025 data is updated to August  
Source: Dealroom and Innovation Authority adaptations of IVC and Dealroom data

# Most of the Capital Raised by Israeli Deep-Tech Companies: In Rounds of Over USD 50 Million

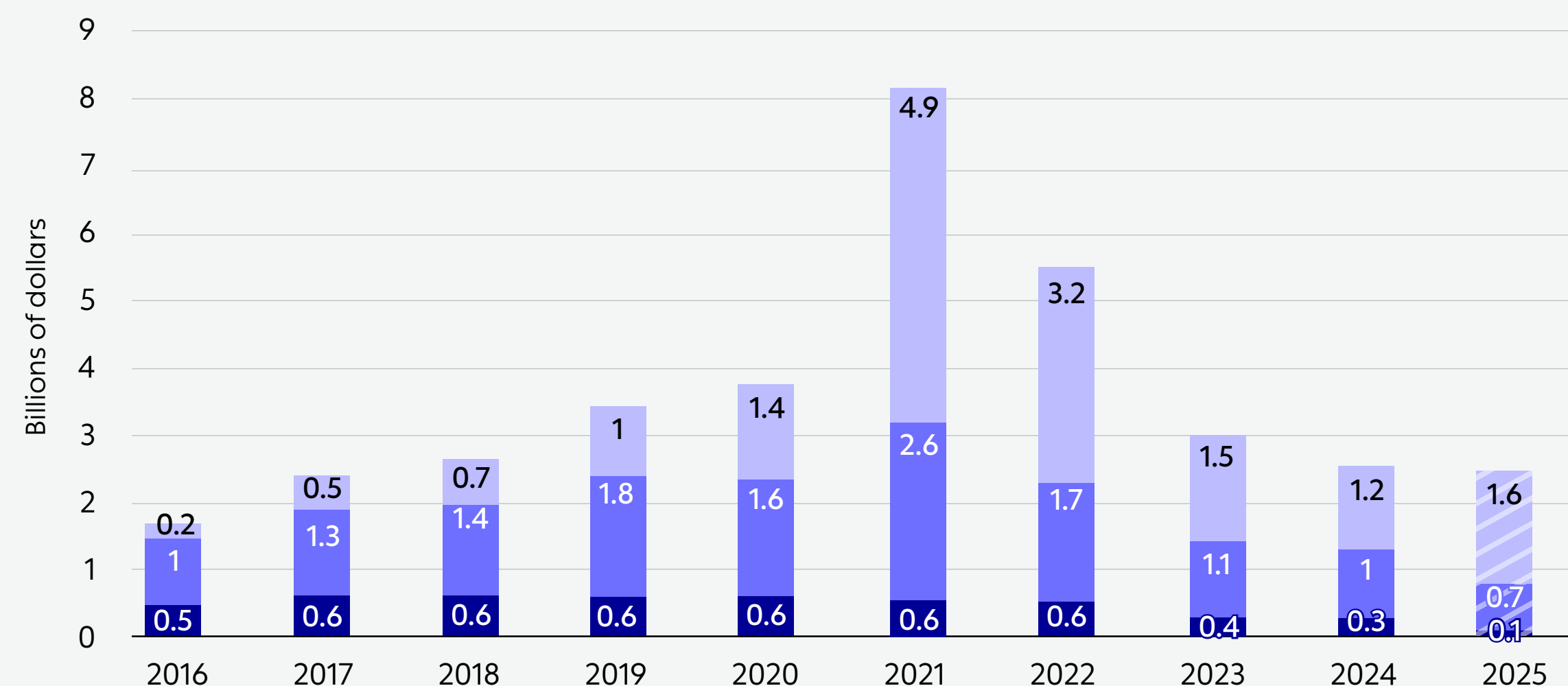
In recent years, most of the capital raised by Israeli deep-tech companies has been in large funding rounds - similar to the trend observed in the high-tech industry as a whole.

**In 2024, about half the capital raised by Israeli deep-tech companies was in large rounds of more than USD 50 million - compared to only 10% in 2016.**

In the first eight months of 2025, this trend appears to be continuing, with large rounds accounting for 65% of all investments in deep-tech companies. However, this figure is expected to decline slightly since smaller rounds are more difficult to detect - a challenge commonly referred to as late detection.

**Total Capital Raised By Israeli Deep-Tech Companies, By Funding Round Size (billions of dollars)**

● Rounds less than \$10 m. ● Rounds between \$10-\$50 m. ● Rounds larger than \$50 m. ● Partial data\*



\* The 2025 data is updated to August

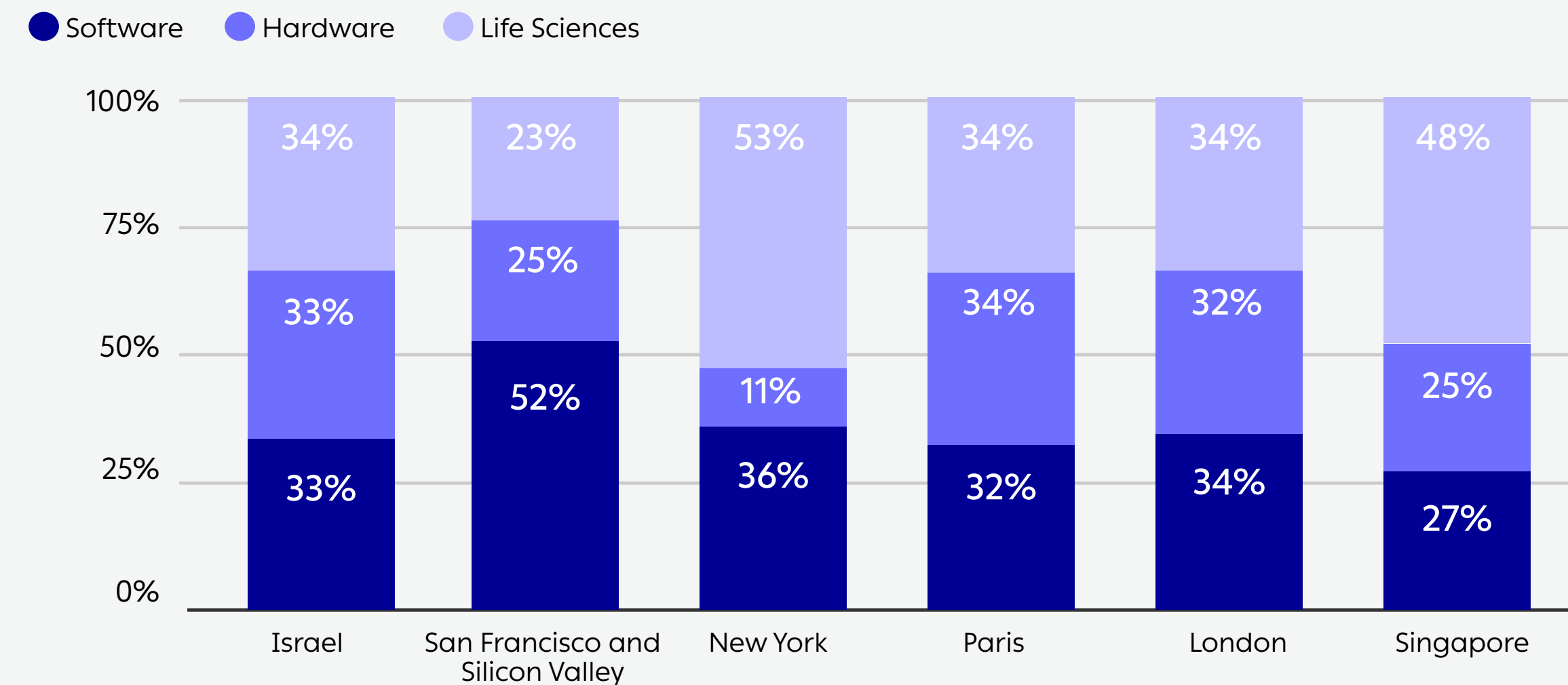
Source: Dealroom and Innovation Authority adaptations of IVC and Dealroom data

# Investments in Israeli Deep-Tech Are Distributed Similarly to London and Paris - Across Software, Hardware, and Life Sciences Companies

An analysis of capital raised by the prominent fields in Israeli deep-tech companies between 2019-2025 reveals **a generally even distribution of investments across three areas: software, hardware, and life sciences.**

This distribution is very similar to that in London and Paris. In contrast, about half the investments in deep-tech in San Francisco and Silicon Valley is concentrated in software companies, while half the investment in Singapore and New York during this period was concentrated in life sciences companies.

**Distribution of Capital Raised By Companies in Various Deep-Tech Fields, By Hub (2019-2025)**



Total capital raised by deep-tech companies between 2019-2025 in each hub:

\$28.6 BN



\$297.3 BN



\$38.9 BN



\$14.5 BN



\$21.5 BN



\$4.1 BN



The 2025 data is updated to August

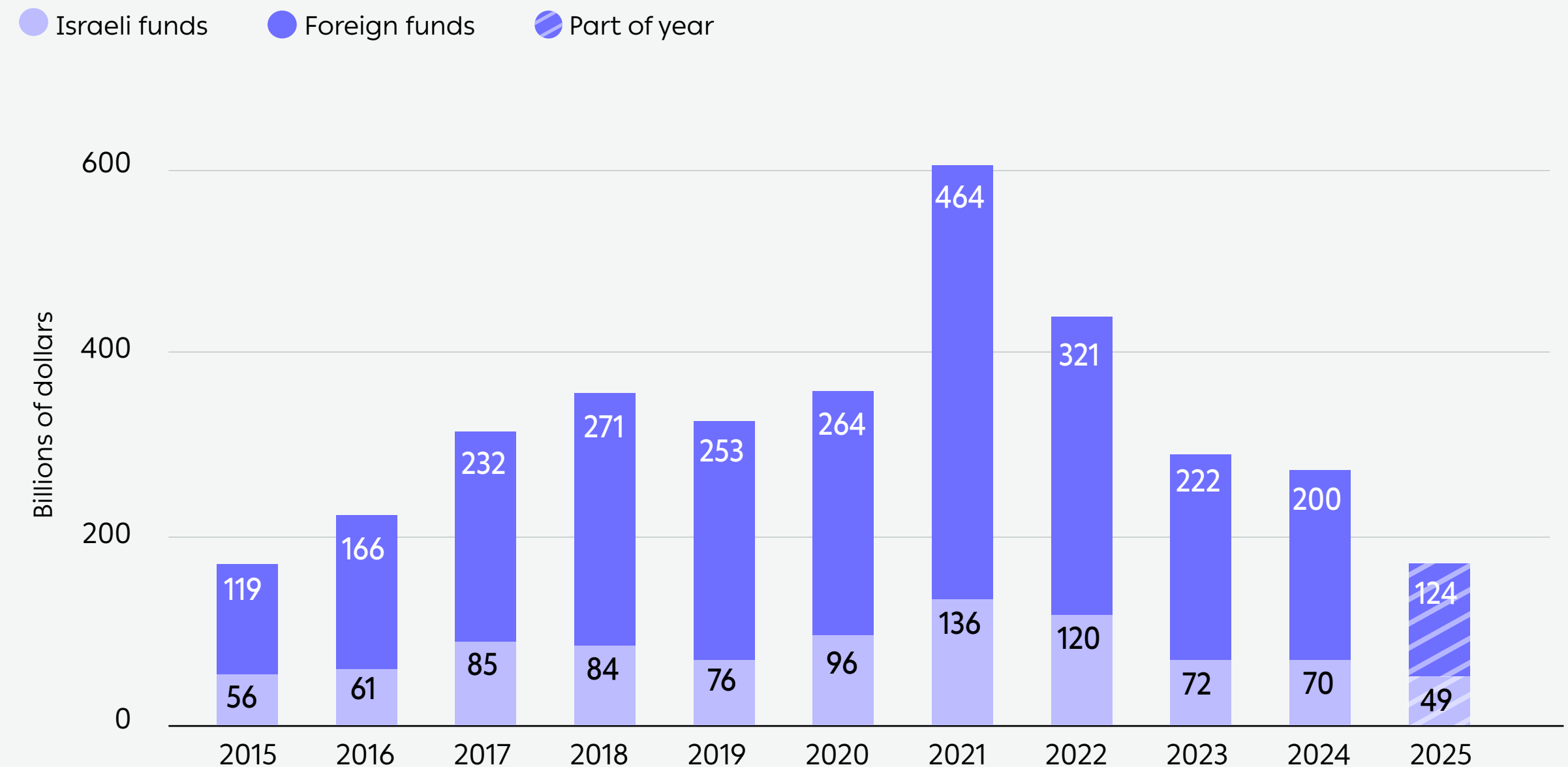
Source: Dealroom and Innovation Authority adaptations of IVC and Dealroom data

# Hundreds of Investors Operate in the Israeli Deep-Tech Sector

In recent years, the number of active investors in Israel's deep-tech sector has been in decline. In 2023-2024, about 280 different venture capital funds invested in at least one Israeli deep-tech company. In 2025 (up to August), around 170 funds made at least one investment in Israeli deep-tech companies. These figures are relatively low compared to **2017-2022, when an average of 400 funds invested in Israeli deep-tech companies each year.** It should be noted that the figures for the most recent years are still expected to be updated upward.

At the same time, **the ratio of Israeli investors of all deep-tech investors has remained stable over the years, averaging about 26% of the total number of investors.**

## No. of Israeli and Foreign VC Funds Making at Least One Investment in a Private Israeli Deep-Tech Company, Per Year



The 2025 data is updated to August

Source: Dealroom and Innovation Authority adaptations of IVC and Dealroom data

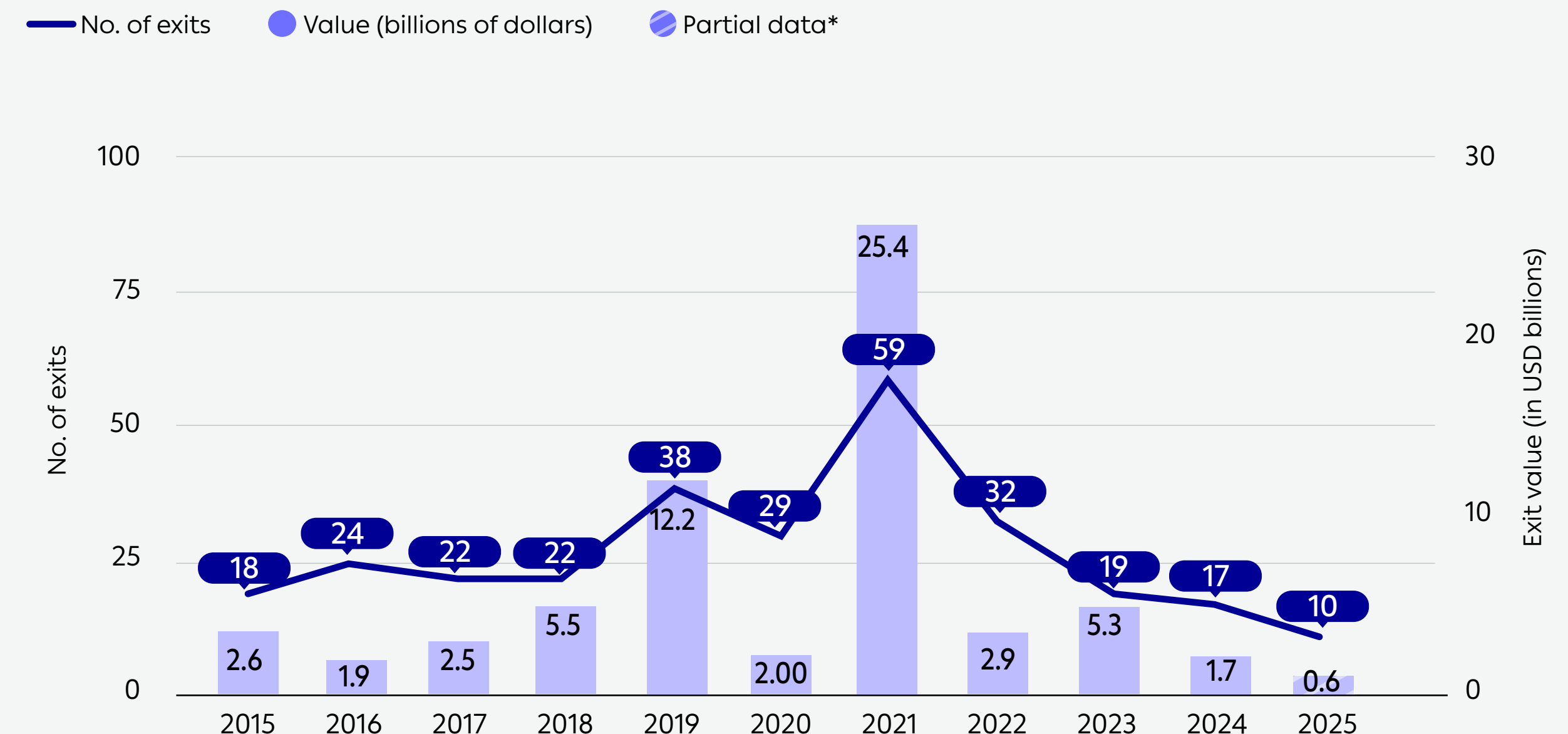
# In the Past Decade: Exits Valued at Over USD 60 Billion by Israeli Deep-Tech Companies

Over the past decade, there has been an average of 28 exits per year by Israeli deep-tech companies, with an average deal size of around USD 220 million.<sup>24</sup>

2021 was a record year, both in the number and value of deals, mainly due to the IPO of SentinelOne at a valuation of about USD 9 billion. Significant deals were also recorded in 2019, primarily in semiconductors - Mellanox was acquired by Nvidia for approximately USD 6.9 billion, and Habana Labs was acquired by Intel for about USD 2 billion.

Since the peak of 2021, the number of exits by Israeli deep-tech companies has declined each year, with only 17 exits recorded in 2024. By contrast, in Israeli high-tech overall, there has been a slight recovery in annual exit activity, with 187 exits recorded from the beginning of 2024 through the first half of 2025.

Number and Value of Annual Exits by Israeli Deep-Tech Companies (in USD billions)



The 2025 data is updated to August

Source: Dealroom and Innovation Authority adaptations of IVC and Dealroom data

<sup>24</sup> The analysis includes initial public offerings (IPO) and mergers and acquisitions (M&A).

Continued ➤

## The Core of Deep-Tech Companies: Skilled Human Capital

Deep-tech companies require highly skilled personnel, often with advanced academic degrees, to develop research-based deep-technologies. To assess the availability of human capital in the field and the capacity of companies to grow, the Innovation Authority defined a list of advanced degrees relevant to various deep-tech fields ("deep-tech subjects" as detailed in [Appendix 1](#)) and examined the number of university graduates in these fields over time.

It is important to emphasize that while graduates of these degrees represent the potential talent pool for employment in deep-tech companies, they will not necessarily be employed there. Furthermore, deep-tech companies also employ personnel in roles outside the R&D core, meaning that graduates of other disciplines are also employed in product and headquarter positions.

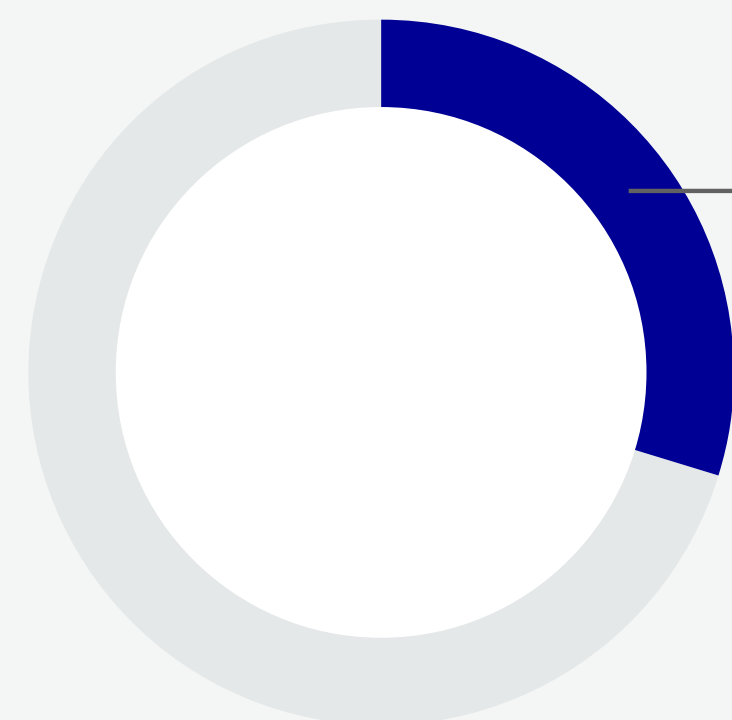
The data reveals that **the number of graduates with advanced degrees in deep-tech subjects has been rising consistently for more than a decade, at a pace exceeding that of the population's growth. The data further shows that about 6,000 students completed advanced degrees in deep-tech**

**subjects in 2024, accounting for roughly one third of all advanced degree graduates. Of these, around 5,000 completed a master's degree and 1,000 a doctorate. One third of the graduates were in medicine and biology, and another 20% in computer science, electrical engineering, and mathematics.**

An analysis of the demographic composition of advanced degree graduates in deep-tech subjects reveals that about half are women. However, this ratio is lower than the ratio of women of all advanced degree graduates, which exceeds 60%.

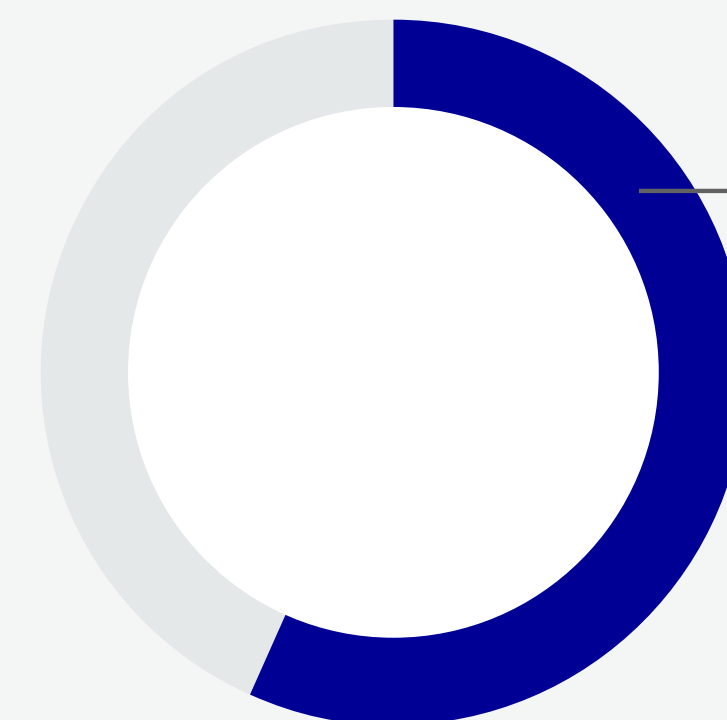
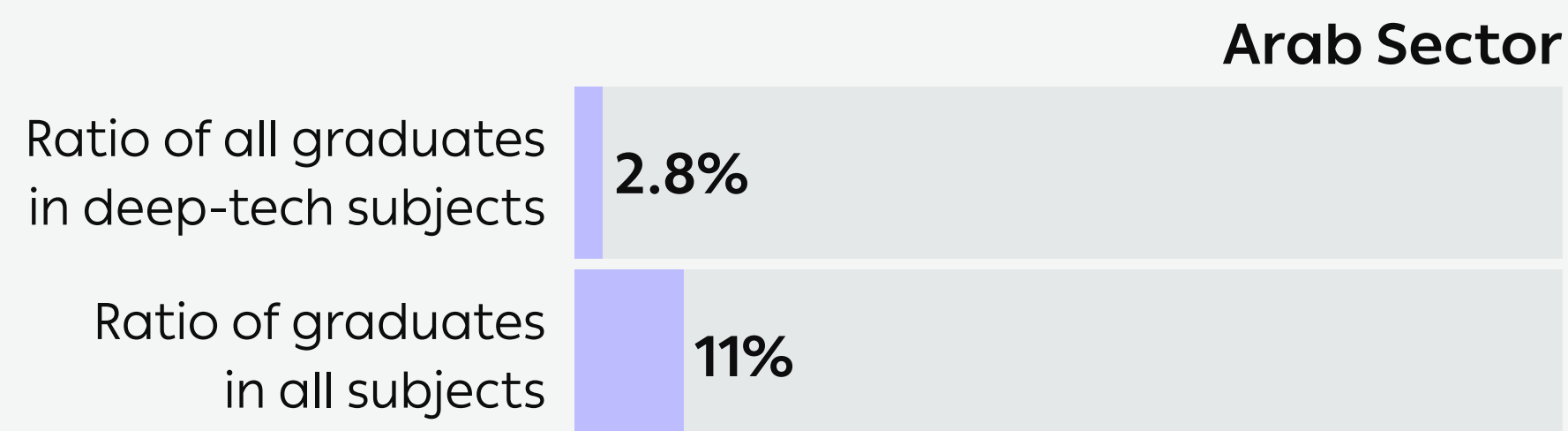
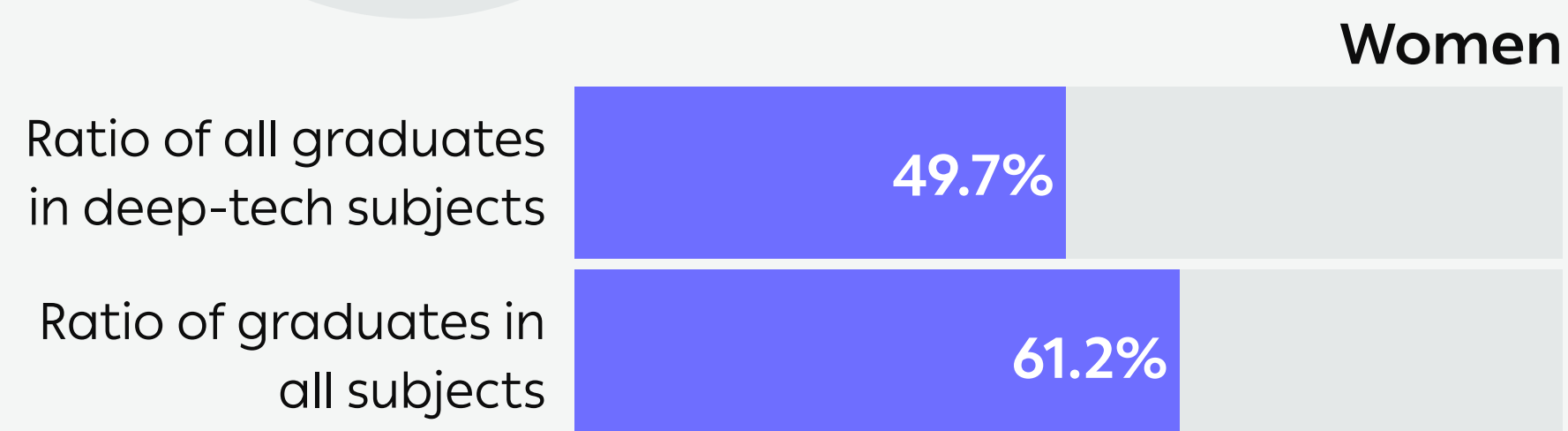
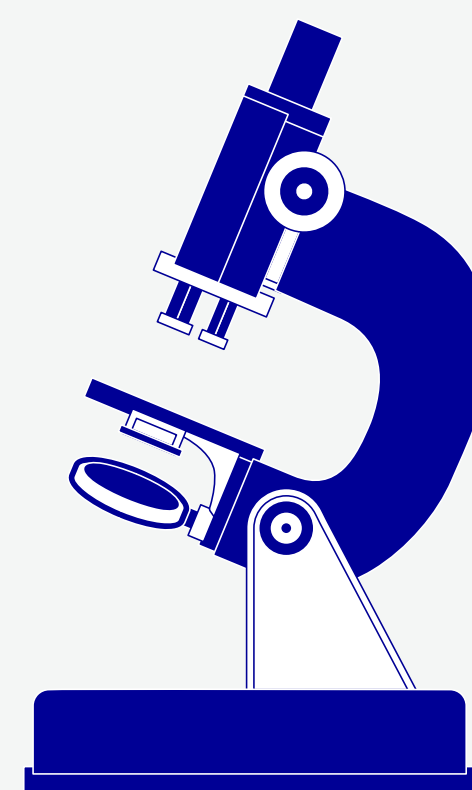

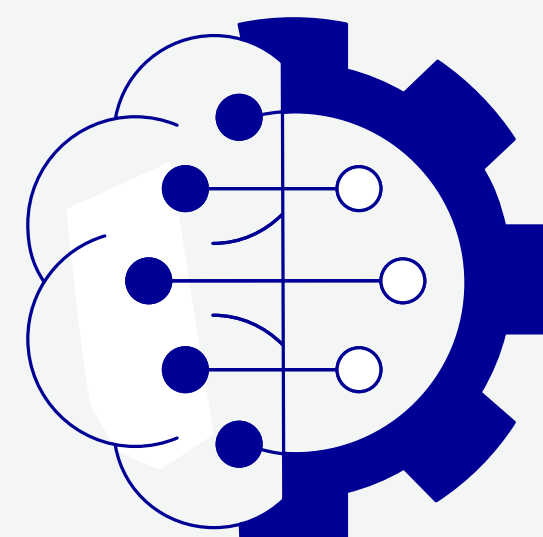
By contrast, the ratio of graduates from the Arab sector is significantly lower than their proportion of the general population. While the Arab population constitutes about 21% of Israel's total population, only 2.8% of master's degree graduates in deep-tech subjects are Arab. Their ratio of doctoral graduates is only slightly more encouraging, with approximately 4.2% of graduates in deep-tech subjects coming from the Arab sector.

# Human Capital in Deep-Tech: 2024 Overview



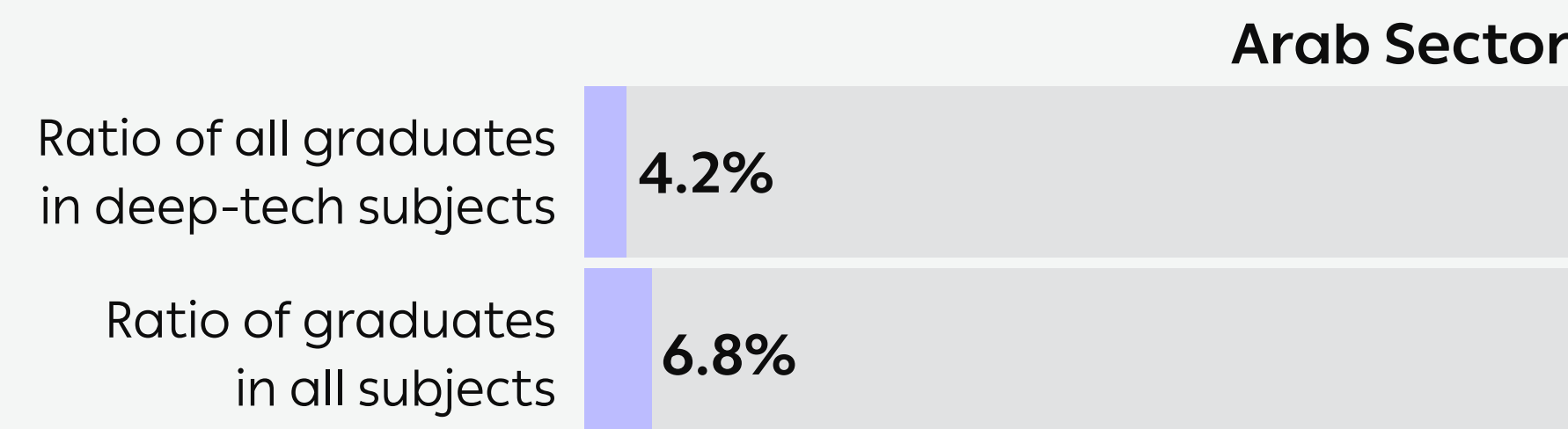
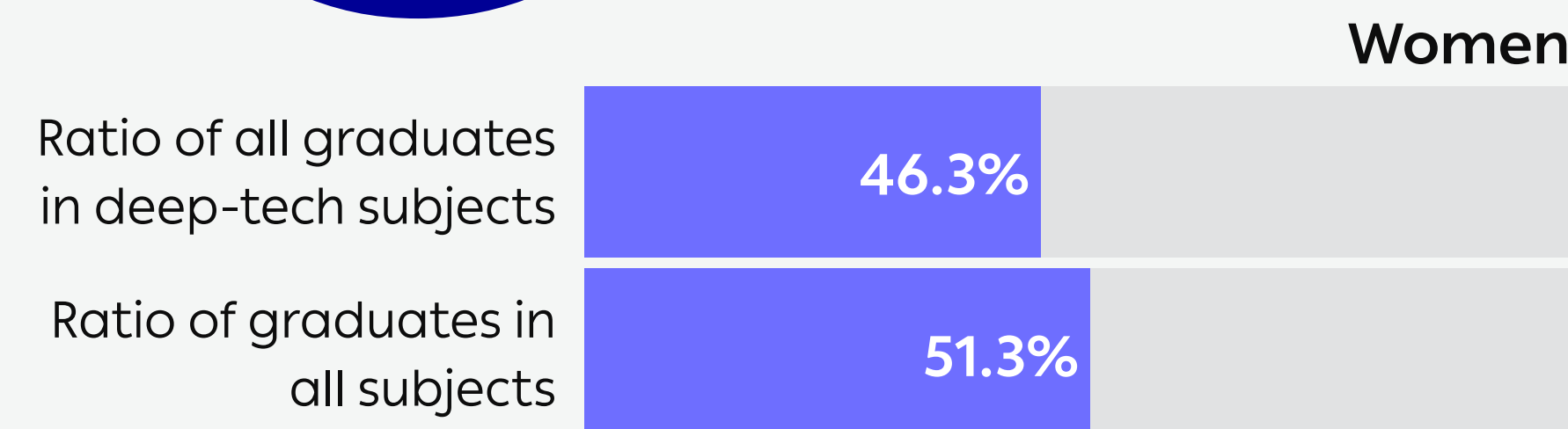
## Master's Degree

A total of  
**4,826**  
graduates in deep-tech  
subjects, comprising  
**29.8%**  
of all graduates in 2024



## Doctoral Degree

A total of  
**1,095**  
graduates in deep-tech  
subjects, comprising  
**56.7%**  
of all graduates in 2024

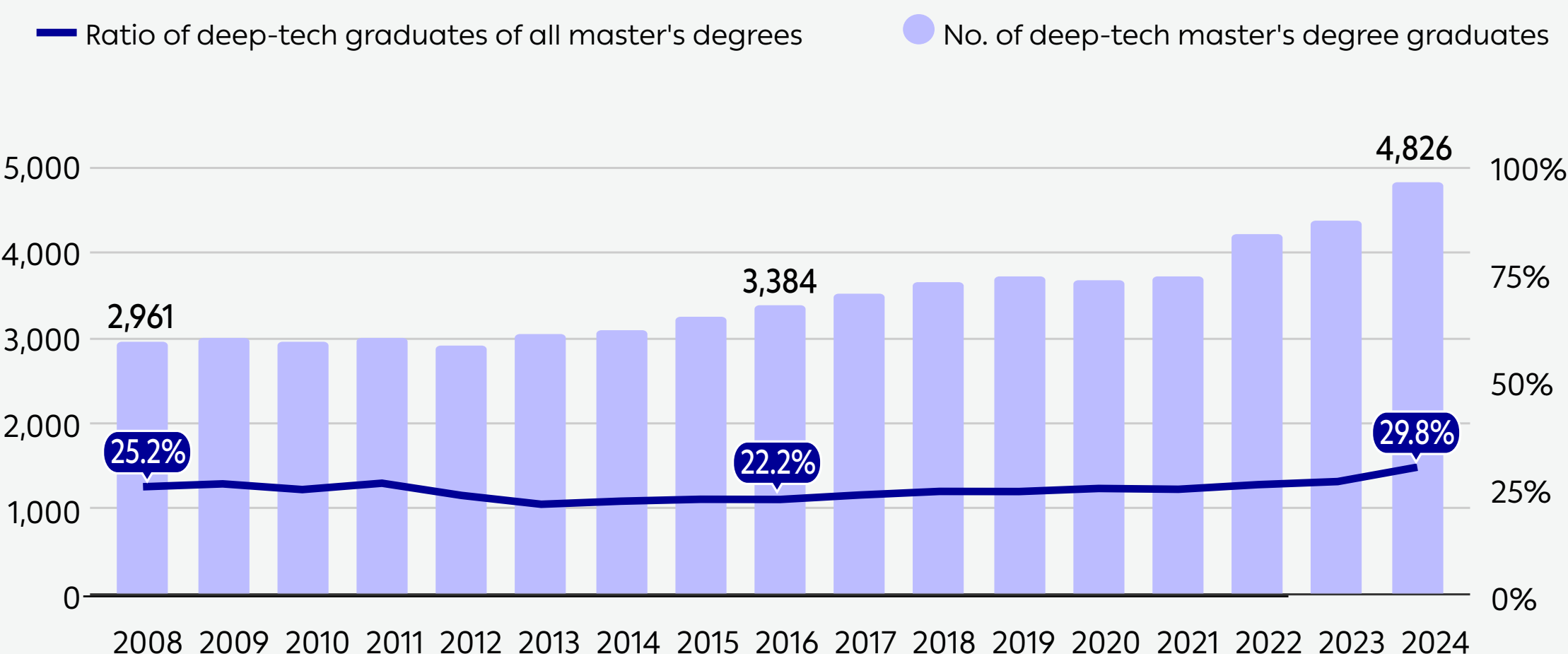


# Increase in the Number of Advanced Degree Graduates in Deep-Tech Subjects

The number of advanced degree graduates in deep-tech subjects has been rising since 2013. The number of master's degree graduates in these subjects increased from about 3,000 per year between 2008-2013 to nearly 5,000 in 2024 - an increase of 63%. A similar trend can be observed in doctoral degrees: the

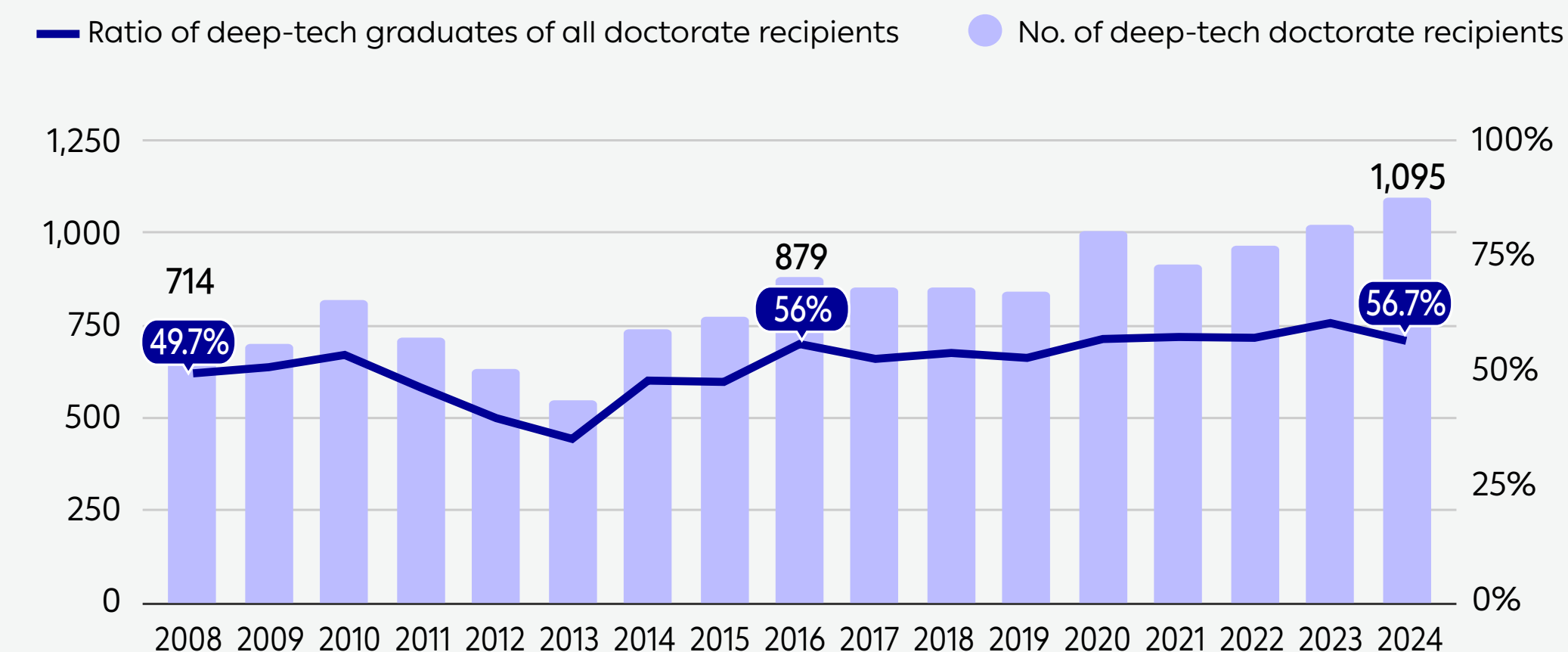
number of graduates in deep-tech subjects rose from an average of 700 per year between 2008-2013 to more than 1,000 in 2024 - an increase of 53%. The number of advanced degree graduates in deep-tech subjects has grown at a faster rate than population growth during this period.<sup>25</sup>

## No. of Master's Degree Graduates in Deep-Tech Subjects and Their Ratio of all Master's Degrees, By Year



Source: Innovation Authority adaptations of CBS data

## No. of Doctorate Recipients in Deep-Tech Subjects and Their Ratio of all Doctoral Degrees, By Year



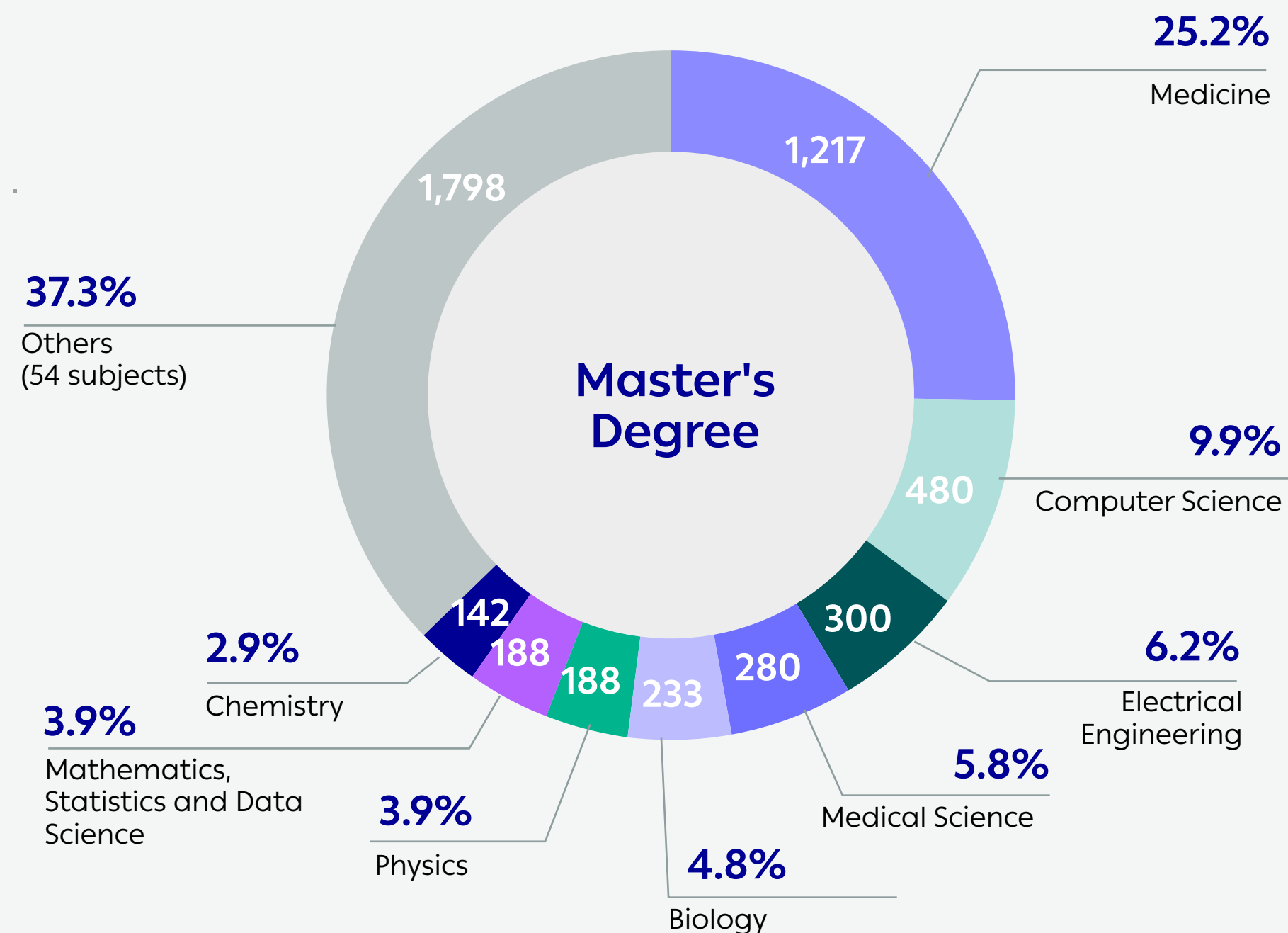
Source: Innovation Authority adaptations of CBS data

<sup>25</sup> Israel's population grew by approximately 24% between 2013-2024, and by about 37% since 2008

# Prominent Fields of Study in Deep-Tech Subjects: Medicine, Computer Science, and Life Sciences

The most popular field of study for master's degrees in deep-tech subjects is **medicine, accounting for about one quarter of graduates**. Close to 11% of the graduates were in biology and medical science, while approximately 20% of the master's degree graduates were in the deep-tech subjects most closely associated with the high-tech sector - computer science, mathematics, and electrical engineering.

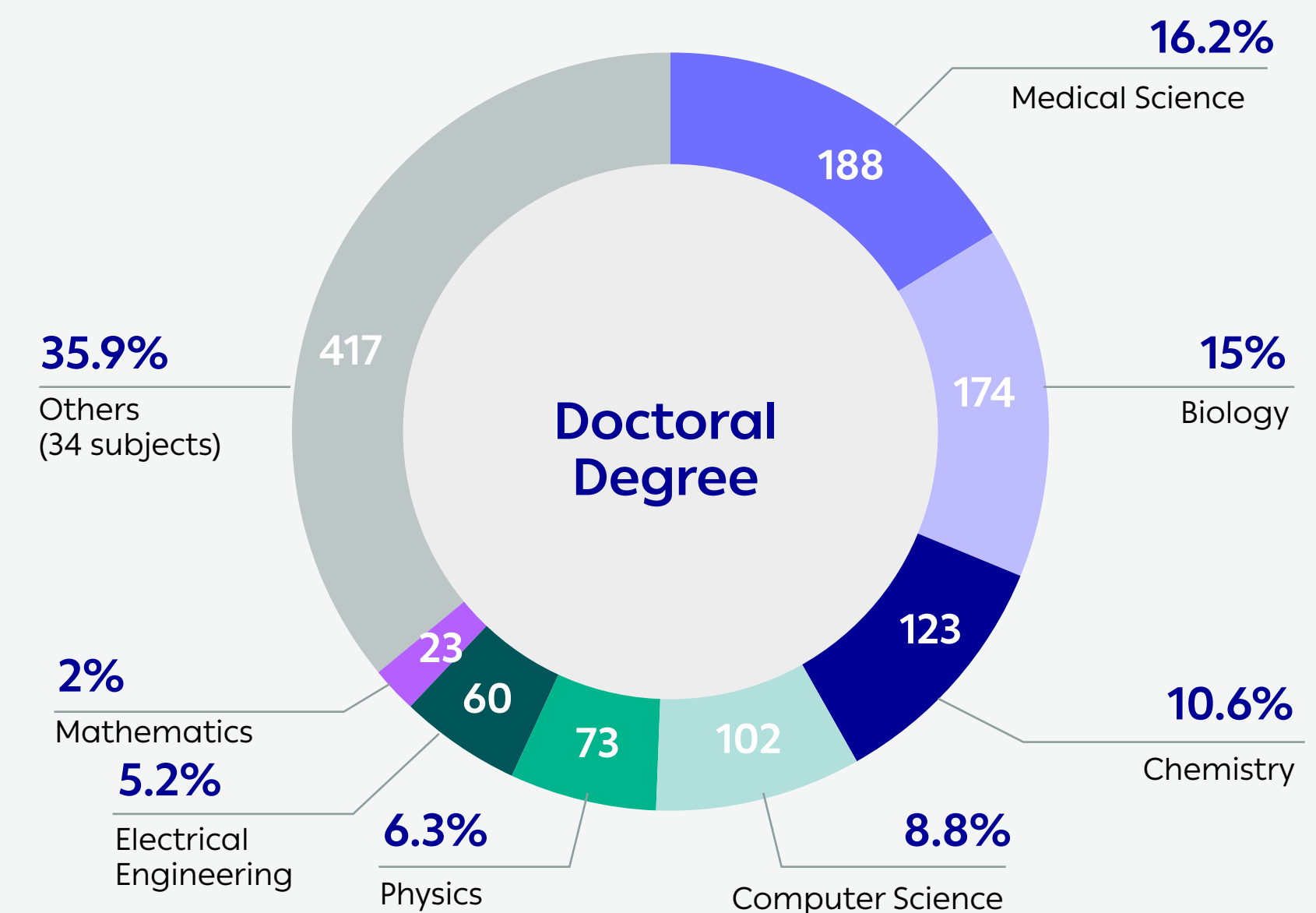
**No. and Ratio of University Master's Degree Graduates in Deep-Tech Subjects, By Subject, 2024**



Source: Innovation Authority adaptations of CBS data

Doctoral graduates present a similar picture: graduates in biology and medical science account for about 31% of all deep-tech subject graduates, while graduates in computer science, electrical engineering, and mathematics account for about 16%.

**No. and Ratio of University Doctorate Recipients in Deep-Tech Subjects, By Subject, 2024**



Source: Innovation Authority adaptations of CBS data



# Deep-Tech and Underdeveloped Capital Markets: Innovation Authority Funding Policy for Early- Stage Startups

# The Startup Fund: Addressing Market Failures of Early-Stage Startups

During 2024, the Israel Innovation Authority launched the 'Startup Fund' as the main instrument for financing early-stage Israeli technology companies. The Startup Fund replaced the R&D Fund, which had operated for many decades, with the aim of providing a precise and optimal response to the needs of the evolving Israeli innovation ecosystem.

The Startup Fund is designed to support the launch and financing of venture capital investment for deep-tech companies at all stages of incubation, from ideation to growth, in synchronization with the private market. Within the framework of the fund, the Innovation Authority participates in investment rounds starting from idea validation, pre-seed, through the seed stage, and up to the 'Series A' funding round. The goal is to ensure funding that is appropriate to the company's current stage of development, thereby enabling companies to reach the next funding milestone (as opposed to rounds that are too small and do not sufficiently advance the company).

To achieve this objective, the Startup Fund's operating principles are based on several key pillars:

First, similar to the Authority's other activities, and in accordance with the

provisions of the Innovation Law, the Startup Fund aims to **"directly or indirectly promote technological innovation activity in Israeli industry"** (Section 15b). Accordingly, the companies chosen by the Innovation Authority for Startup Fund funding are those at early stages of development in R&D-intensive fields, and which have deep and high-risk technologies with breakthrough innovation i.e., **similar to the definition of deep-tech companies** as presented in this document. **At the same time, companies must also meet additional criteria relating to their business characteristics and potential for success** while relating, among other things, to the quality and experience of the team, marketing and business aspects, and the company's potential impact on the national economy.

Second, in order to ensure the quality of companies, **reduce private investors' risk, encourage implementation of investments, guarantee that public funding generates economic value**, and to align with the company's organic growth process, the Innovation Authority's investments via the Startup Fund are provided as part of the company's fundraising round, with a requirement for matching – i.e., private market investment alongside state funding.

Continued ➤


➤ The Startup Fund: Addressing Market Failures of Early-Stage Startups

Third, as part of the Startup Fund's creation, an examination was made of the market failures that characterize the financing of early-stage startups, where the risk to private investors is particularly high. The fund's activity was therefore focused on high-tech sectors in which public intervention is needed most. To this end, the various sectors were ranked according to their **availability of private capital**, taking into account the number of companies and specialized investors, and the total sum of private capital invested in the sector, with an emphasis on private investors who had made a significant number of investments in that sector. The underlying rationale was that sectors with more **widespread private market activity and more specialized investors with relevant depth and understanding operating in them** are characterized by **lower impact of government intervention, and less requirement for such intervention**. Details and rankings of the sectors according to capital availability appear on page 50.

The following table describes the extent to which an Israeli technology company is suited for funding by the Startup Fund, based on its technological characteristics and the level of capital availability in its sector.

Companies' suitability for funding by the Startup Fund, according to the level of capital availability in their sector of activity and their technological characteristics



	Low or Medium Private Capital Availability	High Private Capital Availability
Deep-Tech Company	 רשות החדשנות Israel Innovation Authority	
Non-Deep-Tech Company		

## ➤ The Startup Fund: Addressing Market Failures of Early-Stage Startups

It should be emphasized that the capital availability ranking is not used as an automatic criterion for approving or rejecting companies. **All companies submitting a request to the Startup Fund are fully and identically scrutinized. The ranking serves as an indication for the Innovation Authority's Investment Committee with regard to ensuring the efficiency and quality of the Authority's investment allocation, and is considered alongside the other parameters presented above.** Moreover, the ranking is naturally expected to vary periodically according to changes in private capital availability in the various sectors of the Israeli high-tech industry.

In practice, of the total funding distributed by the Startup Fund, 90% was allocated to companies operating in sectors with low or medium capital availability rankings i.e., companies active in fields where raising private capital is significantly more difficult. Among the prominent sectors with low or medium capital availability are medical devices, semiconductors, and energy.

In contrast, in sectors with high capital availability rankings, such as cyber, fintech, and organizational software – where the capital markets are relatively well-developed – fewer companies receive Innovation Authority funding. Sectors with high capital availability comprise 10% of the total funding provided by the Startup Fund.

It is important to note that the Startup Fund is currently the only Innovation Authority program with a policy that integrates private sector investment and entrepreneurial activity in the relevant company's sector into its decision-making process. This approach may, in the future, be integrated into additional Authority instruments that provide direct funding to companies (as opposed to activities intended to address other types of market failures, such as the development of R&D infrastructure).

## Israeli High-Tech Sectors Ranked by Capital Availability

### Low or Medium Private Capital Availability

Agri-Tech	Foodtech
Communications	Industrial Technologies
Computing Infrastructure & Quantum	Medical Devices
Construction Tech	Pharma
Defense & Space	Semiconductors & Electronics
Ed-Tech	Smart Cities
Energy-Tech	Smart Mobility
	Water Technologies

### High Private Capital Availability

Content & Media  
Cyber  
Digital Health  
E-commerce & Marketing  
Organizational Software  
Fintech

For details regarding the sector ranking methodology, see explanation on the previous page  
Source: Israel Innovation Authority

# Innovation Authority Investments Are Concentrated in Fields With Less Private Investment

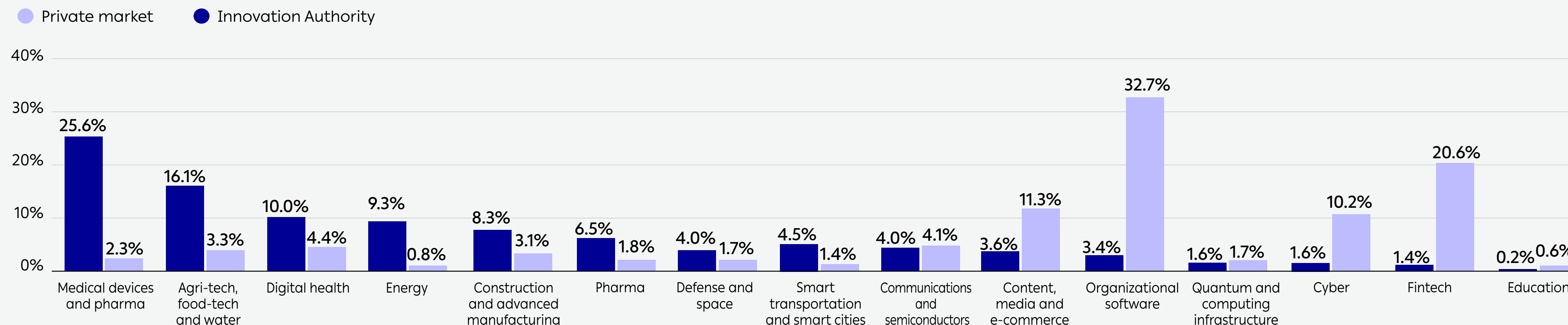
The Innovation Authority's investments in Israeli technology companies focus on deep-tech companies and sectors typified by the probability of a financing market failure. A detailed explanation of this investment policy appears in Part B of this report.

The main sectors in which the Innovation Authority invests are medical devices and pharma, which together comprised about one third of all Innovation Authority investments in 2024. For comparison, these sectors represented only about 4% of all private market investments in early stages (up to and including Series A funding) during the same period.

Other key sectors for Authority investment include foodtech, agri-tech, water, and energy. Approximately 23% of Authority investments were directed to these sectors, compared to 4% of private market early-stage investments.

In contrast, the cyber and organizational software sectors – which attracted about 53% of all private market early-stage investments – received only 5% of the Innovation Authority's investments.

## Distribution of Innovation Authority and Private Market Early-Stage Investments, by sector, 2024 and the First Half of 2025




\* The data relates solely to investments that can be categorized. A specific investment may be attributed to more than one field

Source: Innovation Authority adaptations of Authority and IVC data

This analysis includes Authority programs that invest directly in early-stage companies - The Startup Fund, The R&D Fund (including the Fast-Track Channel), The Incubators Fund, The Pilots and Disruptive Initiatives Fund, The 'From Development to Production' Program, and the International Collaboration Program

# Appendices



# Appendix 1: Human Capital in Deep-Tech – List of Relevant Study Subjects

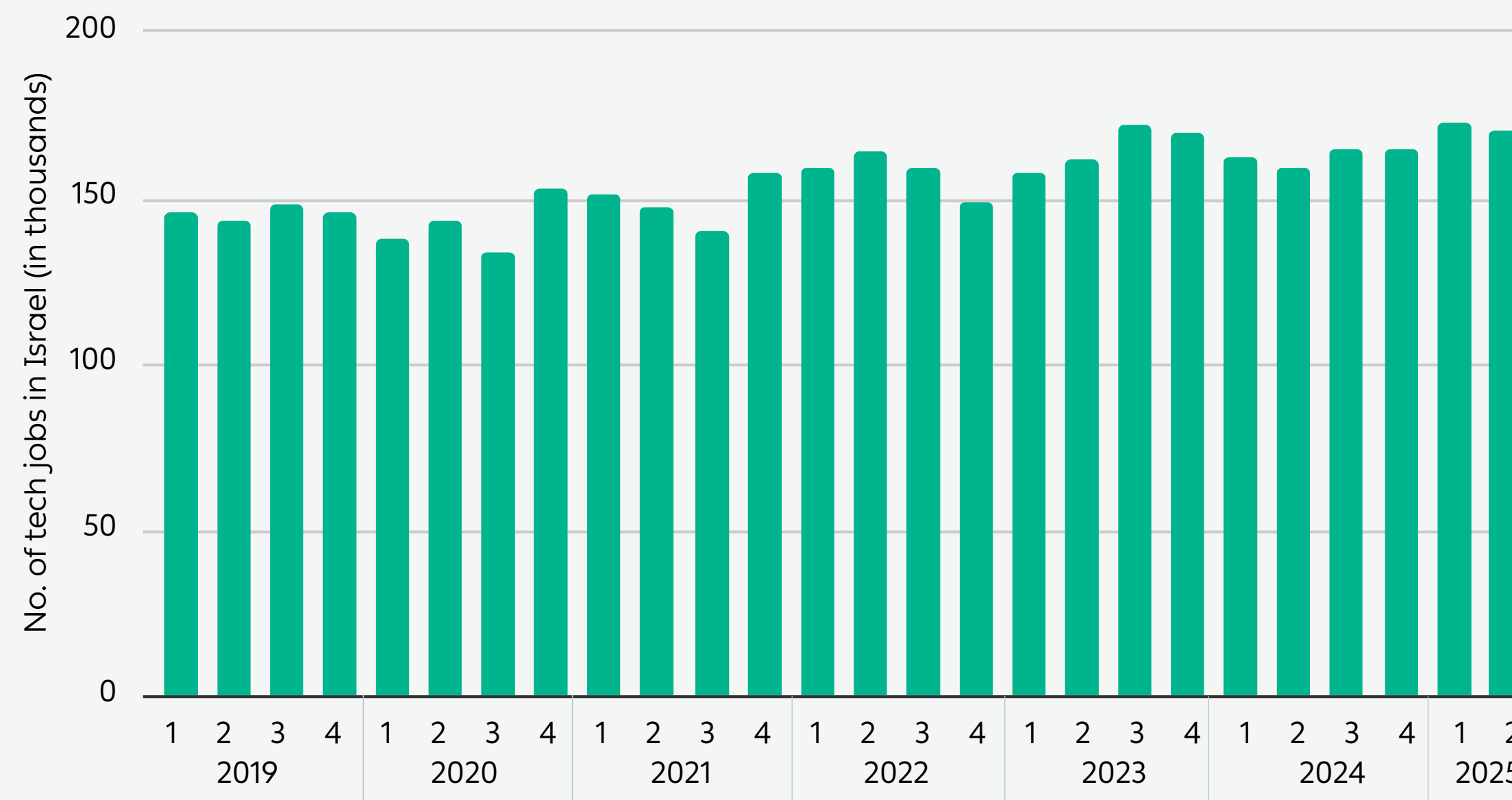
The study subjects defined as deep-tech for the purpose of the analyses presented are:

Medicine	Ecology	Chemical Engineering	Hydrology	Biotechnology Engineering	Nuclear Engineering	Biochemistry and Food Science
Computer Science	Materials Engineering	Biochemistry	Food Science	Environmental and Natural Resources Studies	Neurobiology	Breeding and Genetics
Electrical Engineering	Information Systems Engineering	Mathematics – Computer Science	Geology	Safety Management and Engineering	Civil Engineering	Safety Management and Engineering
Medical Science	Architecture and Urban Planning	Data Engineering	Animal Sciences	Plant Protection	Communication Systems Engineering	Agricultural Engineering
Biology	Information Systems Engineering	Data Science	Aeronautics and Space Engineering	Field Crops and Vegetables	Polymer Engineering	Interdisciplinary Engineering Studies
Physics	Geriatric Studies	Robotics Engineering	Information Systems Management	Genomics and Bioinformatics	Cognitive Sciences	Mechanics of Materials and Structures
Chemistry	Statistics	Zoology	Desert Studies	Plant Science	Management Sciences – Operations Research	Mechatronics
Mechanical Engineering	Neuroscience	Cognitive Sciences	Industrial Design	Energy Engineering	Organic Chemistry	
Dentistry	Veterinary Medicine	Food Engineering and Biotechnology	Genetics	Bioinformatics	Industrial Chemistry	
Mathematics	Biotechnology	Marine Biology	Physiology	Marine Geology	Physical Chemistry	
Industrial Engineering and Management	Microbiology	Environmental Engineering	Linguistics	Transportation Engineering	Nuclear Physics	
Biomedical Engineering	Civil Engineering	Botany	Electronic Engineering	Geotechnology	Geophysics	

The study subjects are presented according to the number of graduates, in columns from left to right i.e., the highest number of graduates in the field of Deep-Tech is in Medicine, followed by Computer Science, etc.

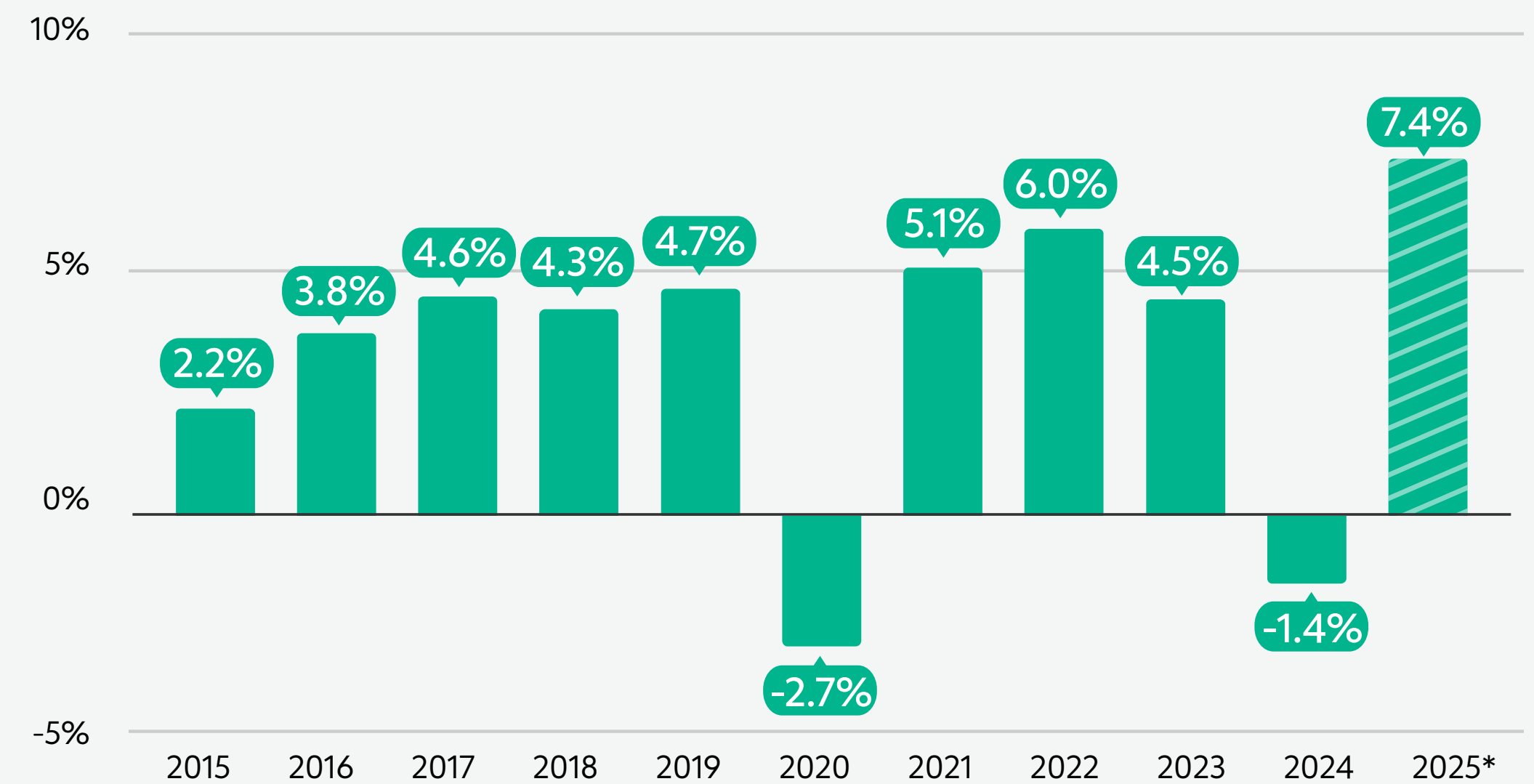
## Appendix 2: Employment in Tech Jobs

No. of Employees in Tech Jobs (outside the high-tech sector)



\* The 2025 data only relates to the first half of the year  
The data relates to employees aged 25-64, and is based on the tech jobs definition as appearing in the Perlmutter Committee Report  
Source: Innovation Authority and Aaron Institute adaptations of CBS data

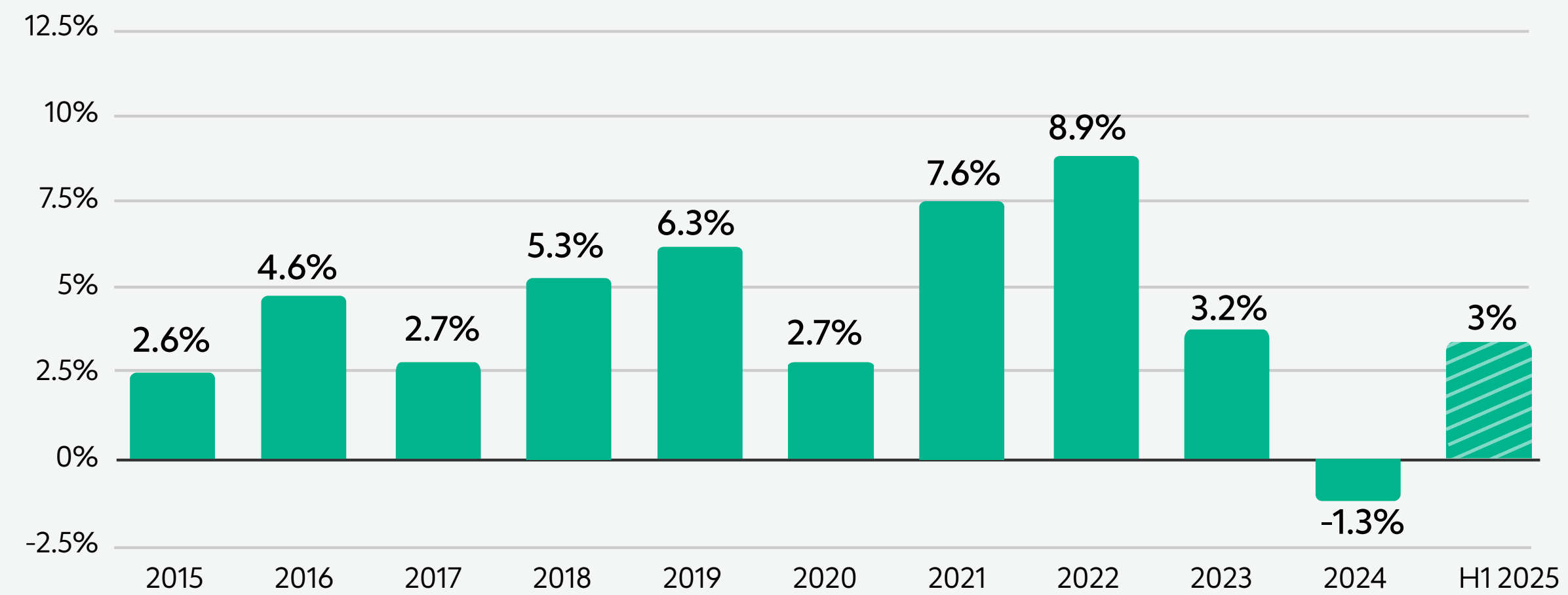
Annual Rate of Change in No. of Tech Jobs (outside the high-tech sector)



\* Data for the first half of 2025 is compared with the corresponding period in 2024

## Appendix 2: Employment in Tech Jobs

Annual Rate of Change in No. of Tech Jobs (high-tech sector and rest of economy)



\* Data for the first half of 2025 is compared with the corresponding period in 2024

The data refers to employees aged 25-64

Source: Innovation Authority and Aaron Institute adaptation of CBS data

## Appendix 3: Innovation Authority Activity in 2024

The Israel Innovation Authority endeavors to provide a solution to the different challenges facing the Israeli innovation hub via three operational units called “divisions”. Each division is mission-oriented and offers a unique toolbox that is adapted to the various challenges in the technological lifecycle. The Innovation Authority’s divisions undertook a variety of initiatives during 2024 with the aim of advancing the growth of the Israeli innovation hub. The table below details the different divisions’ activity last year, according to the programs they operate:<sup>1</sup>

Division	Area of Activity	Program/Track	No. of Requests Submitted in 2024 <sup>2</sup>	No. of Approvals Given in 2024 <sup>2</sup>	No. of New Companies Approved <sup>3</sup>	Total Grants Approved (millions of shekels)
Growth	High-Tech Industry	R&D Fund	470	259	85	474.62
		Startup Fund	253	45	18	235.97
		Pilots Fund	124	37	18	70.27
		International Collaboration	63	29	3	28.36
		Total	910	370		809.22
	Production Oriented Industry	MOFET Fund	176	135	37	121.34
		Total	176	135		121.34

1 Descriptions of the different tracks and programs appear on the Innovation Authority website and in previous reports published by the Authority

2 8-12 weeks elapse in most requests between the time a request is submitted and the time it is brought to the committee for approval. Accordingly, the figures for 2024 approvals also include requests submitted at the end of 2023, and some of the submissions for 2024 (those submitted at the end of the year) which were only discussed by committees in 2025. Specifically, in the Bilateral Funds, over 40 of the submissions during 2023 were only discussed in 2024 while less than 20 submissions of 2024 were only discussed in 2025

3 The requests and approvals are presented according to files submitted. Some companies have several submissions and even several approvals in the same program or in several programs. Accordingly, companies that first received grants from the Authority in 2024 and which received more than one grant in the same program, are counted once under the definition “new companies in the same program”. Companies that first received grants from the Authority in 2024 in two different programs, are counted in each of the programs as “new companies”. Accordingly, a total of 382 new companies were approved in 2024

# Appendix 3: Innovation Authority Activity in 2024

Division	Area of Activity	Program/Track	No. of Requests Submitted in 2024 <sup>2</sup>	No. of Approvals Given in 2024 <sup>2</sup>	No. of New Companies Approved <sup>3</sup>	Total Grants Approved (millions of shekels)
Startup	High-Tech Industry	Technological Incubators Fund	120	95	41	150.24
		Startup Fund	673	162	130	80.09
		Ideation and Entrepreneurship Initiatives <sup>4</sup>	58	37	12	70.94
		Total	851	294		301.27
	Human Capital	Human Capital for High-Tech Fund	71	31	14	30.99
		Total	71	31		30.99
Innovation Infrastructures	Research	Applied Research Fund	419	227	10 <sup>5</sup>	217.52
		Consortiums within the Framework of the Horizon Europe Program	27	10	0	15.11
		MAGNET Consortiums	181	117	9 <sup>5</sup>	147.08
		Total	627	354		379.71
	Infrastructures	R&D Infrastructure Fund	31	22	4	70.29
		Total	31	22		70.29

4 The Be'er Sheva Entrepreneurship, Advancing Growth Engines, and Young Entrepreneurship programs in the Startup Division are initiatives in which a franchisee is chosen to run the initiative for several years. During each year of the franchise, the franchisee is required to submit a yearly work plan before approval of the grant

5 In the Innovations Infrastructures Division, the grants in the Applied Research in Academia and some of the grants in Knowledge Commercialization Programs and the MAGNET Consortiums are awarded to researchers in academia. The number of submissions and approvals in these programs relates to all those submitting requests, however the number of new companies approved relates exclusively to companies (and does not include researchers)

## Appendix 3: Innovation Authority Activity in 2024

Division	Area of Activity	Program/Track	No. of Requests Submitted in 2024 <sup>2</sup>	No. of Approvals Given in 2024 <sup>2</sup>	No. of New Companies Approved <sup>3</sup>	Total Grants Approved (millions of shekels)
Inter-national		International Funds <sup>2</sup>	79	24	6	61.26
		Europe Horizon Assistance Fund	72	65	14	2.17
		Total	151	89		63.43
TOTAL - Direct Authority Funding			2,817	1,295		1,776.24
Yozma Fund for Investors <sup>6</sup>			18	11		454.74
Horizon Europe - The EU's R&D&I Program			The Authority's share of the annual payment to the EU, that is allocated to funding the local industry <sup>7</sup>			620.96
TOTAL - Including the EU's R&D&I Program and the Yozma Fund						2,851.94

<sup>6</sup> As part of the Yozma 2.0 Fund, the Authority provides 23% of the total investment framework in Israeli venture capital funds by the institutional investors who applied to the program. The investment framework of each institutional investor was approved in USD at an exchange rate of NIS 3.766 (the exchange rate at the time of approval). The Innovation Authority's total investment framework stands at USD 120.74 million (NIS 454.74 million)

<sup>7</sup> The Authority pools resources from the participating government entities – The Committee for Budget and Planning, The Ministry of Innovation, Science and Technology, and the Innovation Authority – and transfers the annual participation payment to the EU. The total participation payment in 2024 was NIS 1,552 million – approximately EUR 388 million

# Appendix 4: Work Plans in 2024

Division / Program	Goal / Achievement	Met (Fully / Partially / Not Met)
Startup Division	Launch of startup fund, pre-seed program	<div></div> Fully met
	Validation and activation of the new incubators model	<div></div> Fully met
	Accompaniment of the innovation centers' first year of operation	<div></div> Fully met
	Operation of programs to increase entrepreneurial demographic diversity	<div></div> Fully met
	Operation of at least three Authority tools to rehabilitate and develop the Tekuma (Rebirth) region	<div></div> Fully met
Growth Division	Launch of startup fund, Seed and "Round A" programs	<div></div> Fully met
	Launch of the 'Yozma 2.0' Fund	<div></div> Fully met
	Improvement in the effectiveness of the pilots' programs in Israel and overseas, including coordinated initiatives	<div></div> Fully met
	Update of the MOFET Program	<div></div> Partially met
	Operation of five coordinated initiatives	<div></div> Fully met

# Appendix 4: Work Plans in 2024

Division / Program	Goal / Achievement	Met (Fully / Partially / Not Met)
Infrastructures Division	Identification and incentivization of emerging technologies	<div></div> Fully met
	Increase in the influence and competitiveness of research in academia and industry programs	<div></div> Fully met
	A growth in transfer of knowledge from overseas academia to industry in Israel	<div></div> Fully met
	Encouraging the use of R&D infrastructures established and monitoring their performance	<div></div> Fully met
Strategic Division	Economic-financial-research accompaniment of the startup fund	<div></div> Fully met
	Formulation of an outline for the 'Yozma 2.0' Fund	<div></div> Fully met
	Launch of the innovation hub competitiveness index	<div></div> Fully met
	Presentation of study results in conjunction with academia in a professional seminar	<div></div> Fully met
Technology Division	Preparation of a team of expert evaluators for launch of the startup fund	<div></div> Fully met
	Formulation and operation of a feedback model for evaluators	<div></div> Fully met
	Execution of a pilot for an AI-based system to support the expert evaluation process	<div></div> Fully met

## Appendix 4: Work Plans in 2024

Division / Program	Goal / Achievement	Met (Fully / Partially / Not Met)
International Division	Improvement of the Horizon Program's utilization – an increase of 5% in the number of Israeli submissions	● Fully met
	Increase in the chances of success when participating in consortiums by joining leading institutes in Europe	● Partially met
	Implementation of global business development	● Fully met
Artificial Intelligence Program	Completion of first stage – infrastructures for training models and scientific calculation, accelerated execution of the human capital chapter and language model activity	● Partially met
	Initiation of at least three activities as part of the second stage	● Fully met
Bio-convergence Program	Initiation of at least three activities as part of the national program	● Fully met
	Incentivization of research, ideation, growth, and international activity of the Authority that integrates bio-convergence	● Partially met
Climate Program	Incentivizing research, ideation, and growth activity of the Authority in climate fields	● Partially met
	Removal of three growth obstacles in the nine clusters of activity identified last year	● Fully met
Organizational Development Division	Completion of plan for the Authority's business continuity following events of physical, cyber damage etc.	● Fully met
	Completion and approval of the Authority's data strategy	● Partially met
	Assimilation of the Authority's new values	● Fully met
	Achieving Grade 4 (out of 5) in client satisfaction survey	● Fully met
	Building a training program	● Fully met

# Appendix 5: Work Plans in 2025


Division / Program	Goal
International Division	Optimal utilization of the Horizon Europe Program
	Global business development to promote the Authority's objectives
	Expanding the scope of foreign investors' activity in Israel, with an emphasis on deep-tech companies
Technology Division	Improving the quality of the evaluation process and satisfaction with its professionalism
	Enhancing the evaluation process for insights accumulated in the Startup Fund
	Improving the performance of the Authority's divisions and their franchisees
Policy Division	Increasing the commercialization of academic knowledge in Israel
	Improving the business environment - identifying segmental barriers, encouraging regulatory experimentation, and enhancing competitiveness of the tax environment
	Expanding funding for Israeli high-tech
	Measuring the effectiveness of the Authority's activities and monitoring developments in the high-tech sector
Startup Division	Successful implementation of the new incubators model
	Improving the effectiveness of the Startup Fund (pre-seed stage)
	Expanding the capital supply for early-stage startups
	Increasing the geographic and demographic diversity of Israeli high-tech
	Deploying the Authority's instruments to support post-war recovery
Organizational Development Division	Strengthening the Authority's preparedness for cyberattacks
	Leveraging the Authority's data infrastructure to improve effectiveness
	Recruiting and retaining employees
	Developing and maintaining track managers' competencies
	Upgrading CRM-based management capabilities within the Authority

## Appendix 5: Work Plans in 2025

Division / Program	Goal
Growth Division	Improving the effectiveness of the Startup Fund (Seed and A stages)
	Expanding funding for Israeli high-tech
	Expanding the scope of foreign investors' activity in Israel, with an emphasis on deep-tech companies
	Building and implementing the methodology for the new Pilots Program
	Optimal implementation of the Yozma 2.0 Fund
	Mapping segmental growth barriers, in collaboration with industry
	Establishing a joint team with the Ministry of Finance's Budget Department to develop a plan for improving the high-tech business environment
	Global business development
	Driving breakthrough innovation in mature companies
	Establishing infrastructure for training large models (supercomputer) and for scientific computation
Infrastructures Division	Launching the new Research Fund
	Increasing the commercialization of academic knowledge in Israel
	Establishing infrastructure for training large models (supercomputer) and for scientific computation
	Transferring knowledge from abroad
	Executing activities in the second phase of the Artificial Intelligence Program
	Encouraging the use of established R&D laboratories and monitoring their performance
	Identifying and incentivizing emerging technologies

# Appendix 5: Work Plans in 2025

Division / Program	Goal
Climate Program	Encouraging the establishment of new ventures and ensuring the incubation and growth of climate-tech companies in Israel
	Removing growth barriers in climate clusters
	Developing a climate-tech ecosystem and ensuring Israel's economic growth in climate clusters
Bio-Convergence Program	Advancing the national program as part of the 'Telem' Forum
	Incentivizing research (infrastructure and research), incubation (initiatives and human capital), growth (R&D, pilots, coordinated ventures), and international collaboration integrating bio-convergence
Artificial Intelligence Program	Completing the first phase and assessing outcomes
	Accelerating the activity of additional 'Telem' entities and partners as part of the second phase
	Accelerating the activities of the Authority's divisions as part of the second phase
	Promoting the semiconductor industry in Israel
Marketing and Customers	Improving customer satisfaction
	Strengthening the branding of the Israeli Innovation Hub
Operations	Increasing the Authority's revenues
	Improving customer service
	Examining a performance-based payment pilot



Thank you